PUNTE FORATRICI PER FORI CIECHI

Flute dowel drills

Art.T395

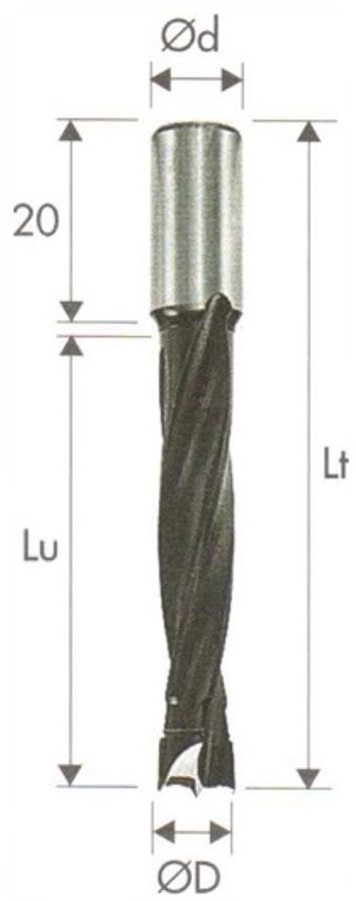

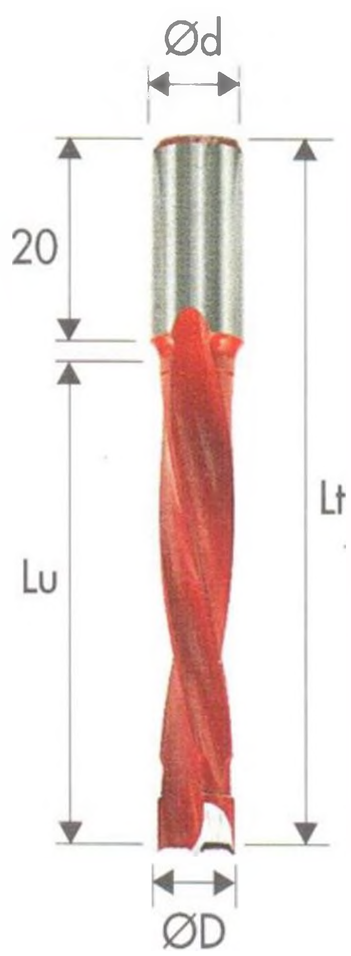

CODICE	D mm	Lu mm	Lt mm	S mm
T3950003575	3 dx	30	57,5	10
T3951003575	3 sx	30	57,5	10
T3950003070	3 dx	43	70	10
T3951003070	3 sx	43	70	10
T3950004575	4 dx	30	57,5	10
T3951004575	4 sx	30	57,5	10
T3950004070	4 dx	43	70	10
T3951004070	4 sx	43	70	10
T0395005575	5 dx	30	57,5	10
T3951005575	5 sx	30	57,5	10
T3950005070	5 dx	43	70	10
T3951005070	5 sx	43	70	10
T3950006575	6 dx	30	57,5	10
T3951006575	6 sx	30	57,5	10
T3950006070	6 dx	43	70	10
T3951006070	6 sx	43	70	10
T3950007575	7 dx	30	57,5	10
T3951007575	7 sx	30	57,5	10
T3950007070	7 dx	43	70	10
T3951007070	7 sx	43	70	10
T3950008575	8 dx	30	57,5	10
T3951008575	8 sx	30	57,5	10
T3950008070	8 dx	43	70	10
T3951008070	8 sx	43	70	10
T3950009575	9 dx	30	57,5	10
T3951009575	9 sx	30	57,5	10
T3950009070	9 dx	43	70	10
T3951009070	9 sx	43	70	10
T3950010575	10 dx	30	57,5	10
T3951010575	10 sx	30	57,5	10
T3950010070	10 dx	43	70	10
T3951010070	10 sx	43	70	10
T3950011575	11 dx	30	57,5	10
T3951011575	11 sx	30	57,5	10
T3950011070	11 dx	43	70	10
T3951011070	11 sx	43	70	10

- D = diametro
- B = spessore di taglio
- b = spessore corpo lama
- d = foro
- Z = numero di denti

CODICE	D mm	Lu mm	Lt mm	S mm
T3950012575	12 dx	30	57,5	10
T3951012575	12 sx	30	57,5	10
T3950012070	12 dx	43	70	10
T3951012070	12 sx	43	70	10

PUNTE FORATRICI PER FORI CIECHI

Flute dowel drills

Art.395/1

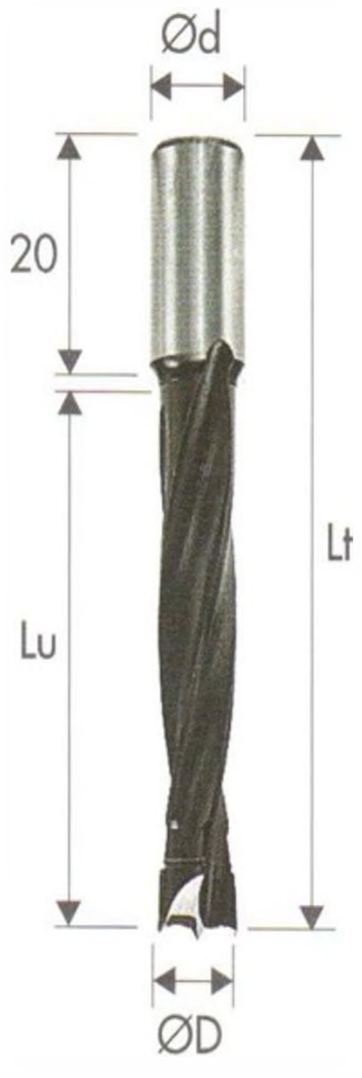

CODICE	D mm	Lu mm	Lt mm	S mm
T3950005085	5 dx	50	85	10
T3951005085	5 sx	50	85	10
T3950006085	6 dx	50	85	10
T3951006085	6 sx	50	85	10
T3950008085	8 dx	50	85	10
T3951008085	8 sx	50	85	10
T3950010085	10 dx	50	85	10
T3951010085	10 sx	50	85	10
T3950012085	12 dx	50	85	10
T3951012085	12 sx	50	85	10

- D = diametro
- Lu = lunghezza utile
- Lt = lunghezza totale
- S = diametro attacco

PUNTE FORATRICI PER FORI CIECHI

Flute dowel drills

Art.T395/A

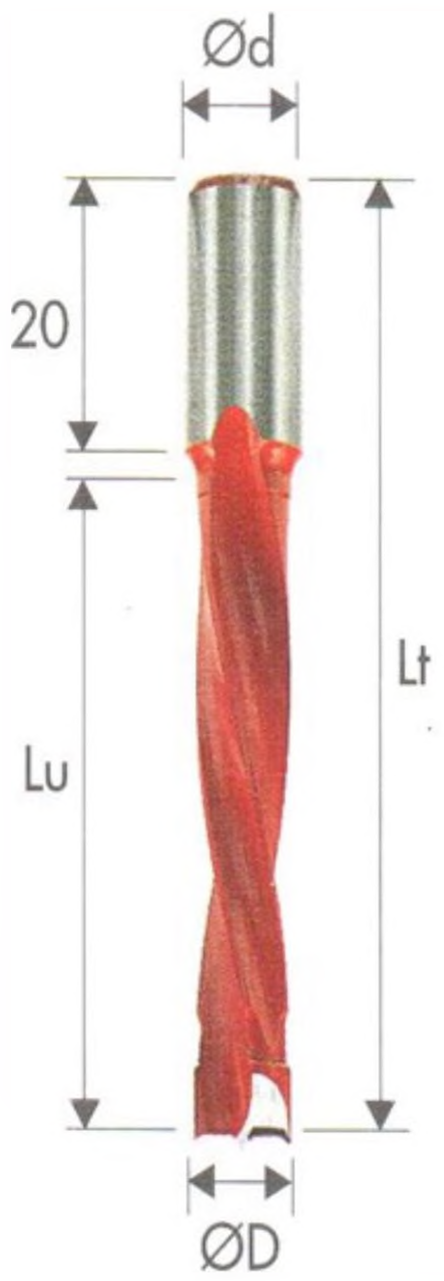

CODICE	D mm	Lu mm	Lt mm	S mm
T3950A110050	5 dx	65	105	10
T3951A110050	5 sx	65	105	10
T3950A110060	6 dx	65	105	10
T3951A110060	6 sx	65	105	10
T3950A110070	7 dx	65	105	10
T3951A110070	7 sx	65	105	10
T3950A110080	8 dx	65	105	10
T3951A110080	8 sx	65	105	10
T3950A110010	10 dx	65	105	10
T3951A110010	10 sx	65	105	10
T3950A110012	12 dx	65	105	10
T3951A110012	12 sx	65	105	10

- D = diametro
- Lu = lunghezza utile
- Lt = lunghezza totale
- S = diametro attacco

PUNTE FORATRICI PER FORI CIECHI

Flute dowel drills

Art.T395/2

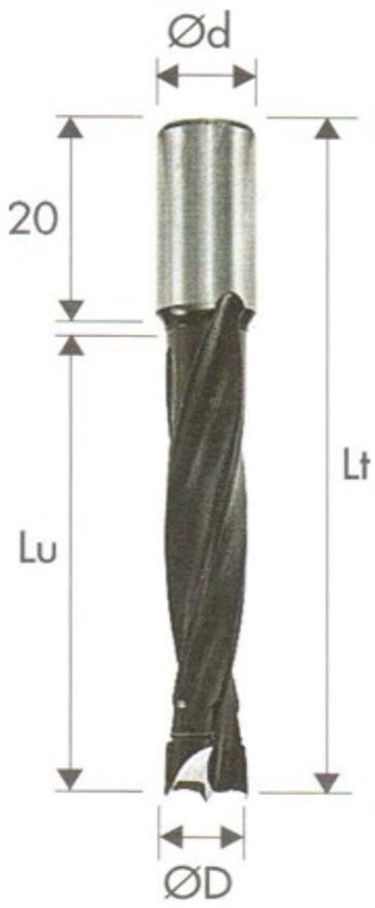

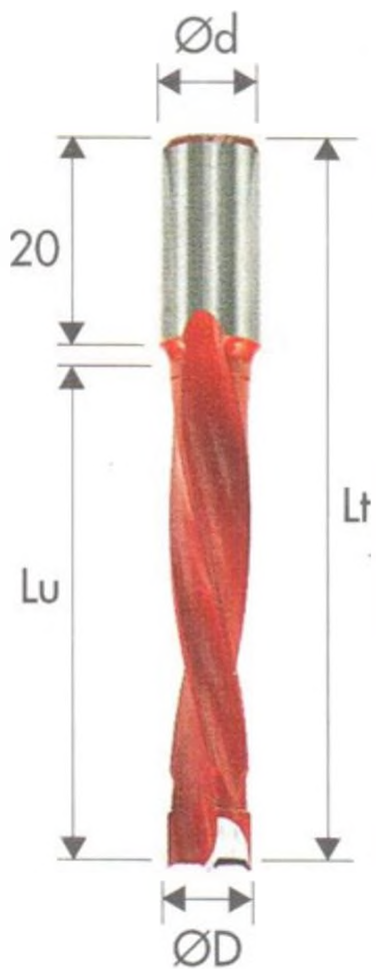

CODICE	D mm	Lu mm	Lt mm	S mm
T3952005555	5 dx	30	55,5	8
T3952105555	5 sx	30	55,5	8
T3952005067	5 dx	40	67	8
T3952105067	5 sx	40	67	8
T3952006555	6 dx	30	55,5	8
T3952106555	6 sx	30	55,5	8
T3952006067	6 dx	40	67	8
T3952106067	6 sx	40	67	8
T3952007555	7 dx	30	55,5	8
T3952107555	7 sx	30	55,5	8
T3952007067	7 dx	40	67	8
T3952107067	7 sx	40	67	8
T3952008555	8 dx	30	55,5	8
T3952108555	8 sx	30	55,5	8
T3952008067	8 dx	40	67	8
T3952108067	8 sx	40	67	8
T3952009555	9 dx	30	55,5	8
T3952109555	9 sx	30	55,5	8
T3952009067	9 dx	40	67	8
T3952109067	9 sx	40	67	8
T3952010555	10 dx	30	55,5	8
T3952110555	10 sx	30	55,5	8
T3952010067	10 dx	40	67	8
T3952110067	10 sx	40	67	8
T3952012555	12 dx	30	55,5	8
T3952112555	12 sx	30	55,5	8
T3952012067	12 dx	40	67	8
T3952112067	12 sx	40	67	8

- D = diametro
- Lu = lunghezza utile
- Lt = lunghezza totale
- S = diametro attacco

High-Tech Cutting Solutions...

PUNTE FORATRICI PER FORI PASSANTI

Flute dowel drills for through holes

Art.T396

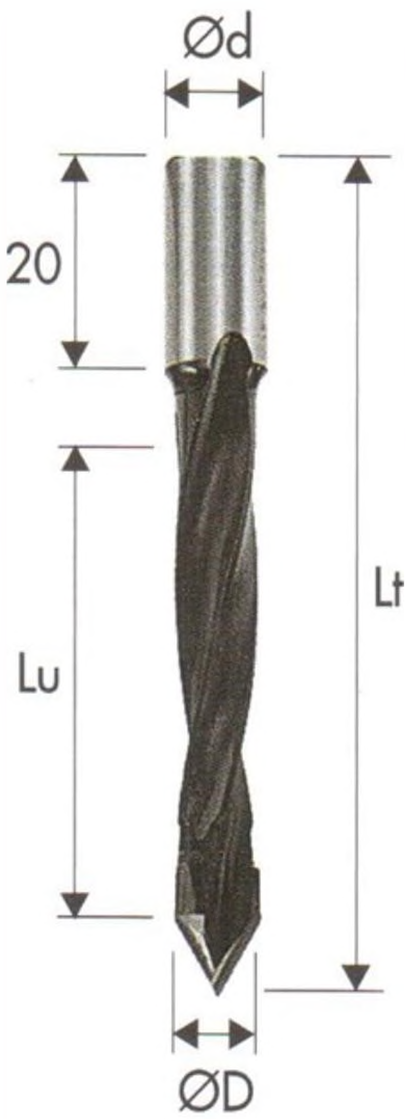

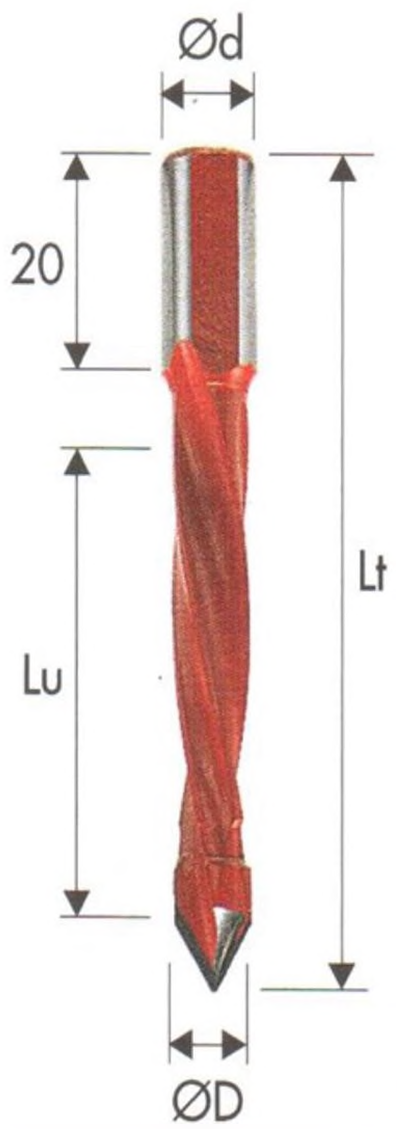

CODICE	D mm	Lu mm	Lt mm	S mm
T3960003575	3 dx	27	57,5	10
T3961003575	3 sx	27	57,5	10
T3960003070	3 dx	40	70	10
T3961003070	3 sx	40	70	10
T3960004575	4 dx	27	57,5	10
T3961004575	4 sx	27	57,5	10
T3960004070	4 dx	40	70	10
T3961004070	4 sx	40	70	10
T3961005575	5 sx	27	57,5	10
T3960005070	5 dx	40	70	10
T3961005070	5 sx	40	70	10
T3960006575	6 dx	27	57,5	10
T3961006575	6 sx	27	57,5	10
T3960006070	6 dx	40	70	10
T3961006070	6 sx	40	70	10
T3960007070	7 dx	27	57,5	10
T3961007070	7 sx	27	57,5	10
T3960007070	7 dx	40	70	10
T3961007070	7 sx	40	70	10
T3960008575	8 dx	27	57,5	10
T3961008575	8 sx	27	57,5	10
T3960008070	8 dx	40	70	10
T3961008070	8 sx	40	70	10
T3960009575	9 dx	27	57,5	10
T3961009575	9 sx	27	57,5	10
T3960009070	9 dx	40	70	10
T3961009070	9 sx	40	70	10
T3960010575	10 dx	27	57,5	10
T3961010575	10 sx	27	57,5	10
T3960010070	10 dx	40	70	10
T3961010070	10 sx	40	70	10
T3960011575	11 dx	27	57,5	10
T3961011575	11 sx	27	57,5	10
T3960011070	11 dx	40	70	10
T3961011070	11 sx	40	70	10

- D = diametro
- Lu = lunghezza utile
- Lt = lunghezza totale
- S = diametro attacco

CODICE	D mm	Lu mm	Lt mm	S mm
T3960012070	12 dx	27	57,5	10
T3961012070	12 sx	27	57,5	10
T3960012070	12 dx	40	70	10
T3961012070	12 sx	40	70	10

PUNTE HM PER FORI CIECHI

Dowel drills hw

Art.T397

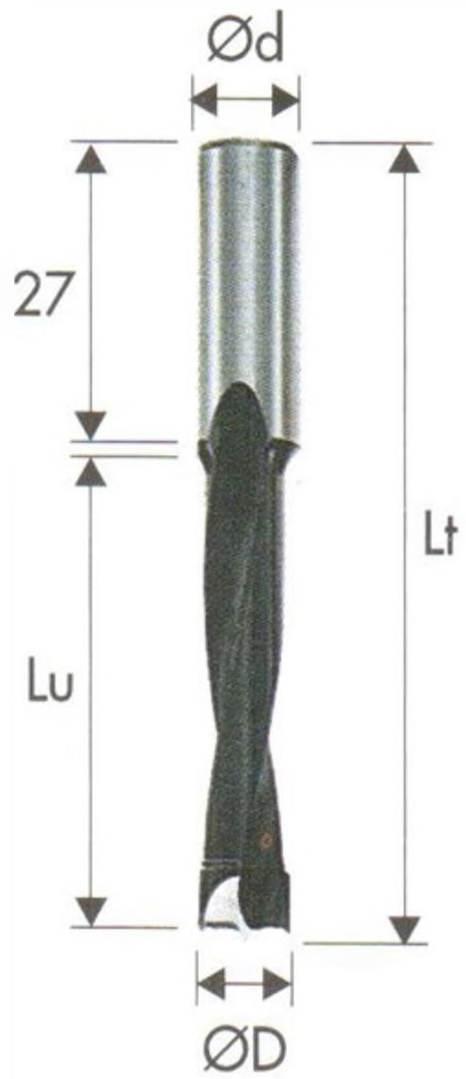

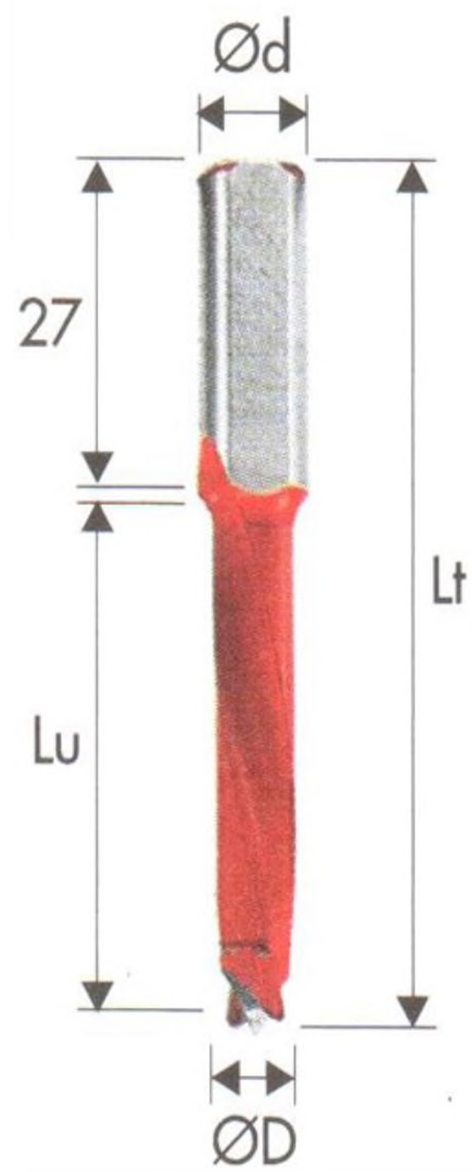

CODICE	D mm	Lu mm	Lt mm	S mm
T3970005575	5 dx	27	57,5	10
T3971005575	5 sx	27	57,5	10
T3970005070	5 dx	35	70	10
T3971005070	5 sx	35	70	10
T3970005077	5 dx	44	77	10
T3971005077	5 sx	44	77	10
T3970006575	6 dx	27	57,5	10
T3971006575	6 sx	27	57,5	10
T3970006070	6 dx	35	70	10
T3971006070	6 sx	35	70	10
T3970006077	6 dx	44	77	10
T3971006077	6 sx	44	77	10
T3970007575	7 dx	27	57,5	10
T3971007575	7 sx	27	57,5	10
T3970007070	7 dx	35	70	10
T3971007070	7 sx	35	70	10
T3970008575	8 dx	27	57,5	10
T3971008575	8 sx	27	57,5	10
T3970008070	8 dx	35	70	10
T3971008070	8 sx	35	70	10
T3970008077	8 dx	44	77	10
T3971008077	8 sx	44	77	10
T3970009575	9 dx	27	57,5	10
T3971009575	9 sx	27	57,5	10
T3970009070	9 dx	35	70	10
T3971009070	9 sx	35	70	10
T3970010575	10 dx	27	57,5	10
T3971010575	10 sx	27	57,5	10
T3970010070	10 dx	35	70	10
T3971010070	10 sx	35	70	10
T3970010077	10 dx	44	77	10
T3971010077	10 sx	44	77	10
T3970011575	11 dx	27	57,5	10
T3971011575	11 sx	27	57,5	10
T3970011070	11 dx	35	70	10
T3971011070	11 sx	35	70	10

- D = diametro
- Lu = lunghezza utile
- Lt = lunghezza totale
- S = diametro attacco

CODICE	D mm	Lu mm	Lt mm	S mm
T3970012575	12 dx	27	57,5	10
T3971012575	12 sx	27	57,5	10
T3970012070	12 dx	35	70	10
T3971012070	12 sx	35	70	10
T3970012077	12 dx	44	77	10
T3971012077	12 sx	44	77	10

PUNTE INTEGRALI PER FORI CIECHI

Solid carbide dowel drills

Art.T397/1

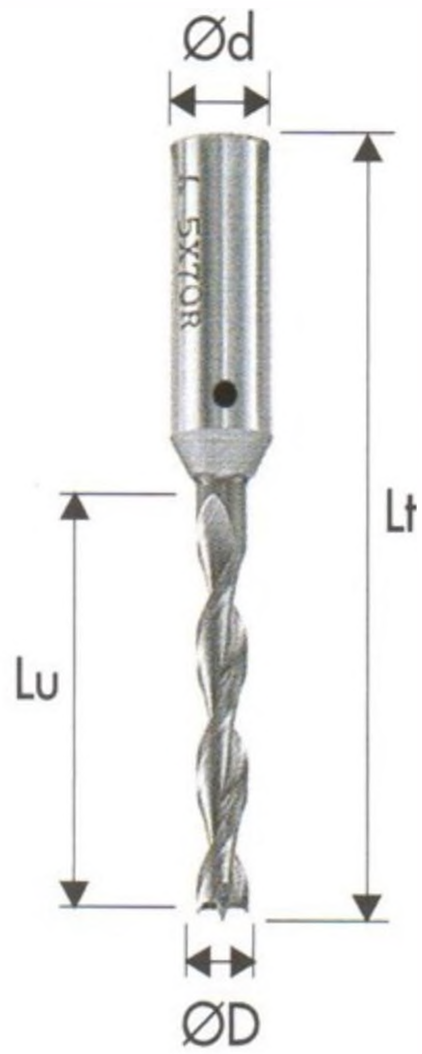

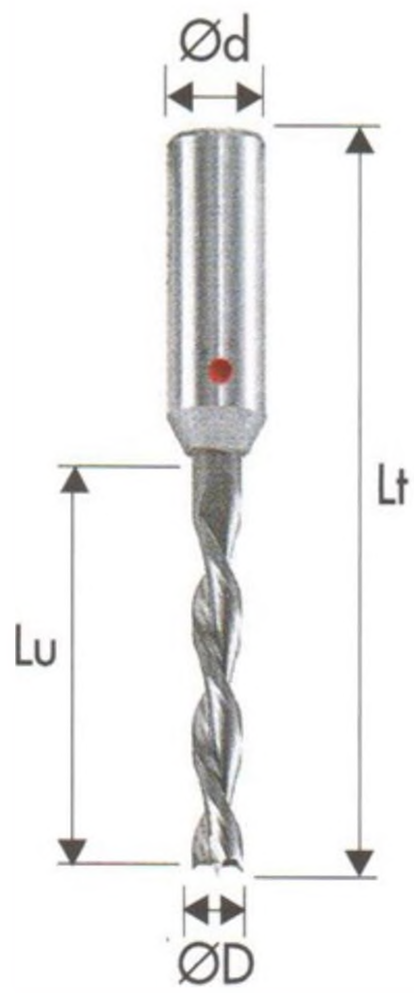

CODICE	D mm	Lu mm	Lt mm	S mm
T3970001305	1,3 dx	5	57,5	10
T3971001305	1,3 sx	5	57,5	10
T3972001305	1,3 dx	5	70	10
T3972011305	1,3 sx	5	70	10
T3970002012	2 dx	12	57,5	10
T3971002012	2 sx	12	57,5	10
T3972002012	2 dx	12	70	10
T3972012012	2 sx	12	70	10
T3970003023	3 dx	23	57,5	10
T3971003023	3 sx	23	57,5	10
T3972003023	3 dx	23	70	10
T3972203023	3 sx	23	70	10
T3970004023	4 dx	23	57,5	10
T3971004023	4 sx	23	57,5	10
T3970004035	4 dx	35	70	10
T3971004035	4 sx	35	70	10
T3970005023	5 dx	23	57,5	10
T3971005023	5 sx	23	57,5	10
T3970005035	5 dx	35	70	10
T3971005035	5 sx	35	70	10
T3970006023	6 dx	23	57,5	10
T3971006023	6 sx	23	57,5	10
T3970006035	6 dx	35	70	10
T3971006035	6 sx	35	70	10
T3970008023	8 dx	23	57,5	10
T3971008023	8 sx	23	57,5	10
T3970008035	8 dx	35	70	10
T3971008035	8 sx	35	70	10
T3970010023	10 dx	23	57,5	10
T3971010023	10 sx	23	57,5	10
T3970010035	10 dx	35	70	10
T3971010035	10 sx	35	70	10

- D = diametro
- Lu = lunghezza utile
- Lt = lunghezza totale
- S = diametro attacco

PUNTE FORATRICI SPECIALI PER FORI CIECHI CON RASANTI RAGGIANTI

Special dowel drills through holes

Art.T397/2

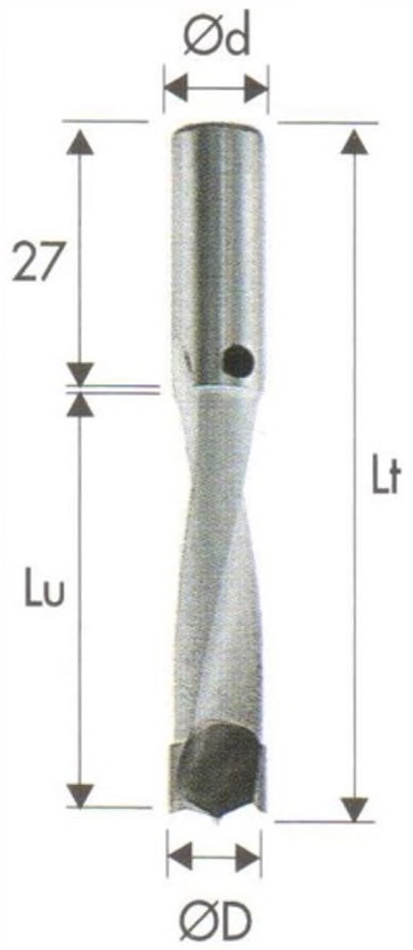

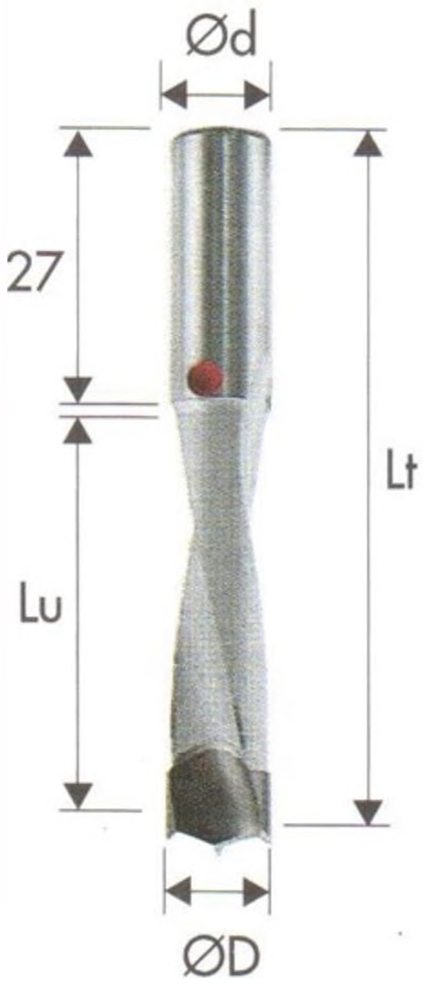

CODICE	D mm	Lu mm	Lt mm	S mm
T3972005575	5 dx	27	57,5	10
T3972105575	5 sx	27	57,5	10
T3972005070	5 dx	35	70	10
T3972105070	5 sx	35	70	10
T3972006575	6 dx	27	57,5	10
T3972106575	6 sx	27	57,5	10
T3972006070	6 dx	35	70	10
T3972106070	6 sx	35	70	10
T3972008575	8 dx	27	57,5	10
T3972108575	8 sx	27	57,5	10
T3972008070	8 dx	35	70	10
T3972108070	8 sx	35	70	10
T3972010575	10 dx	27	57,5	10
T3972110575	10 sx	27	57,5	10
T3972010070	10 dx	35	70	10
T3972110070	10 sx	35	70	10
T3972012575	12 dx	27	57,5	10
T3972112575	12 sx	27	57,5	10
T3972012070	12 dx	35	70	10
T3972112070	12 sx	35	70	10

- D = diametro
- Lu = lunghezza utile
- Lt = lunghezza totale
- S = diametro attacco

PUNTE FORATRICI INTEGRALI SPECIALI PER FORI CIECHI

Special dowel drills

Art.T397/3

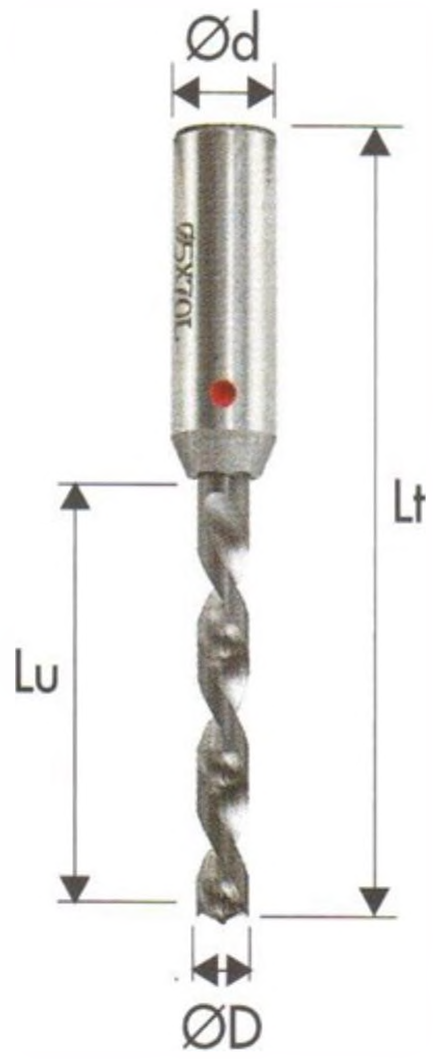

CODICE	D mm	Lu mm	Lt mm	S mm
T3973003023	3 dx	23	57,5	10
T3973103023	3 sx	23	57,5	10
T3973203023	3 dx	23	70	10
T3973223023	3 sx	23	70	10
T3973004023	4 dx	23	57,5	10
T3973104023	4 sx	23	57,5	10
T3973004035	4 dx	35	70	10
T3973104035	4 sx	35	70	10
T3973005023	5 dx	23	57,5	10
T3973105023	5 sx	23	57,5	10
T3973005035	5 dx	35	70	10
T3973105035	5 sx	35	70	10
T3973006023	6 dx	23	57,5	10
T3973106023	6 sx	23	57,5	10
T3973006035	6 dx	35	70	10
T3973106035	6 sx	35	70	10
T3973008023	8 dx	23	57,5	10
T3973108023	8 sx	23	57,5	10
T3973008035	8 dx	35	70	10
T3973108035	8 sx	35	70	10
T3973010023	10 dx	23	57,5	10
T3973110023	10 sx	23	57,5	10
T3973010035	10 dx	35	70	10
T3973110035	10 sx	35	70	10

- D = diametro
- Lu = lunghezza utile
- Lt = lunghezza totale
- S = diametro attacco

PUNTE FORATRICI INTEGRALI

Solid carbide dowel drills

Art.T397/4

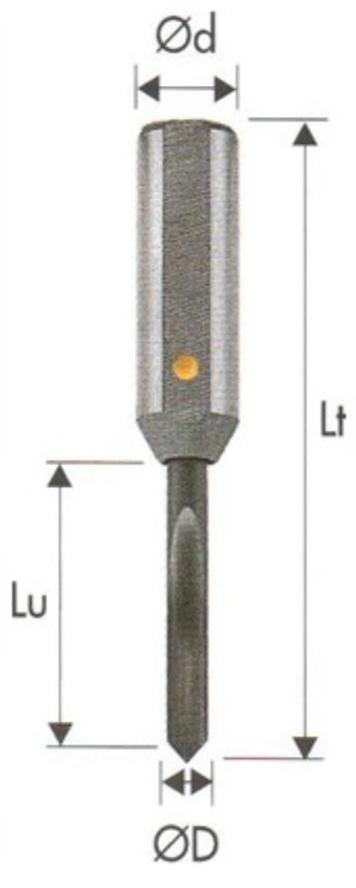

CODICE	D mm	Lu mm	Lt mm	S mm
T3974003000	3	18	50	3
T3974003023	3	23	57,5	10
T3974103023	3	23	70	10
T3974004000	4	20	50	4
T3974004023	4	23	57,5	10
T3974004035	4	35	70	10
T3974005000	5	25	50	5
T3974005023	5	23	57,5	10
T3974005035	5	35	70	10

- D = diametro
- Lu = lunghezza utile
- Lt = lunghezza totale
- S = diametro attacco

PUNTE FORATRICI PER FORI PASSANTI

Flute dowel drills for through holes

Art.T398

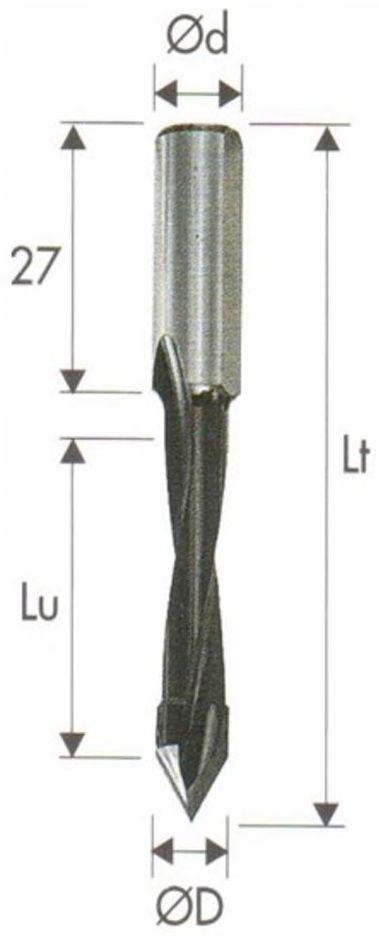

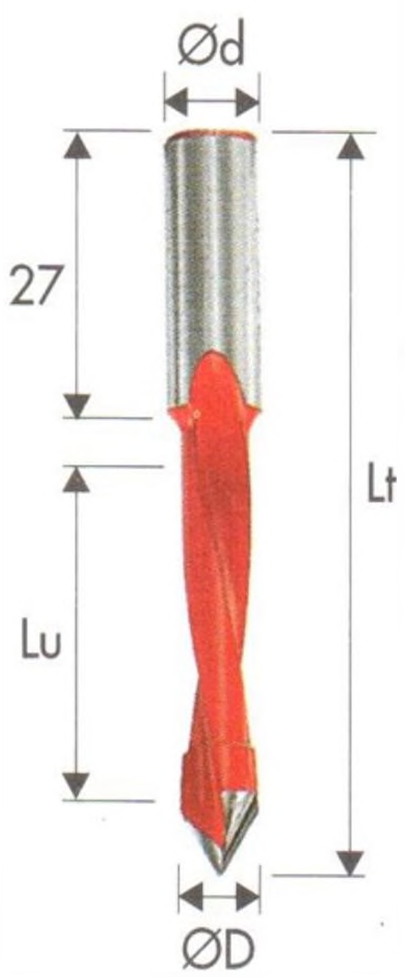

CODICE	D mm	Lu mm	Lt mm	S mm
T3980005575	5 dx	25	57,5	10
T3981005575	5 sx	25	57,5	10
T3980005070	5 dx	35	70	10
T3981005070	5 sx	35	70	10
T3980005077	5 dx	40	77	10
T3981005077	5 sx	40	77	10
T3980006575	6 dx	25	57,5	10
T3981006575	6 sx	25	57,5	10
T3980006070	6 dx	35	70	10
T3981006070	6 sx	35	70	10
T3980006077	6 dx	40	77	10
T3981006077	6 sx	40	77	10
T3980007575	7 dx	25	57,5	10
T3981007575	7 sx	25	57,5	10
T3980007070	7 dx	35	70	10
T3980007070	7 dx	35	70	10
T3980008575	8 dx	25	57,5	10
T3981008575	8 sx	25	57,5	10
T3980008070	8 dx	35	70	10
T3981008070	8 sx	35	70	10
T3980008077	8 dx	40	77	10
T3981008077	8 sx	40	77	10
T3980009575	9 dx	25	57,5	10
T3981009575	9 sx	25	57,5	10
T3980009070	9 dx	35	70	10
T3981009070	9 sx	35	70	10
T3980010575	10 dx	25	57,5	10
T3981010575	10 sx	25	57,5	10
T3980010070	10 dx	35	70	10
T3981010070	10 sx	35	70	10
T3980010077	10 dx	40	77	10
T3981010077	10 sx	40	77	10
T3980012575	12 dx	25	57,5	10
T3981012575	12 sx	25	57,5	10

- D = diametro
- Lu = lunghezza utile
- Lt = lunghezza totale
- S = diametro attacco

CODICE	D mm	Lu mm	Lt mm	S mm
T3980012070	12 dx	35	70	10
T3981012070	12 sx	35	70	10
T3980012077	12 dx	40	77	10
T3981012077	12 sx	40	77	10

PUNTE FORATRICI SPECIALI PER FORI PASSANTI

Special flute dowel drills

Art.T398/A

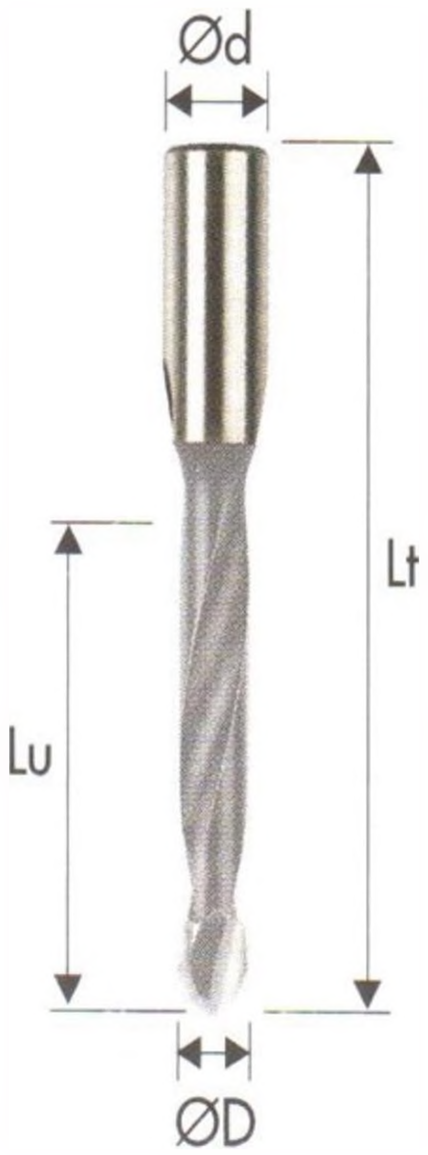

CODICE	D mm	Lu mm	Lt mm	S mm
T3982005575	5 dx	27	57,5	10
T3982105575	5 sx	27	57,5	10
T3982005070	5 dx	35	70	10
T3982105070	5 sx	35	70	10
T3982006575	6 dx	27	57,5	10
T3982106575	6 sx	27	57,5	10
T3982006070	6 dx	35	70	10
T3982106070	6 sx	35	70	10
T3982008575	8 dx	27	57,5	10
T3982108575	8 sx	27	57,5	10
T3982008070	8 dx	35	70	10
T3982108070	8 sx	35	70	10
T3982010575	10 dx	27	57,5	10
T3982110575	10 sx	27	57,5	10
T3982010070	10 dx	35	70	10
T3982110070	10 sx	35	70	10
T3982012575	12 dx	27	57,5	10
T3982112575	12 sx	27	57,5	10
T3982012070	12 dx	35	70	10
T3982112070	12 sx	35	70	10

- D = diametro
- Lu = lunghezza utile
- Lt = lunghezza totale
- S = diametro attacco

High-Tech Cutting Solutions...

PUNTE FORATRICI INTEGRALI PER FORI PASSANTI

Special flute dowel drills

Art.398/B

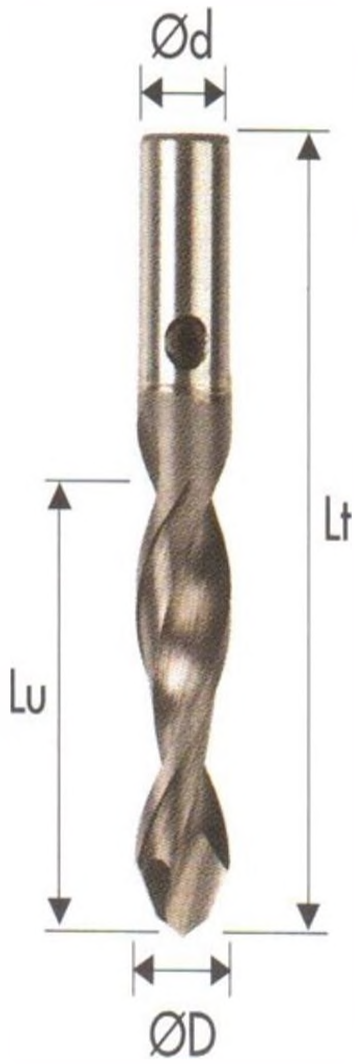

CODICE	D mm	Lu mm	Lt mm	S mm
T3983004023	4 dx	23	57,5	10
T3983104023	4 sx	23	57,5	10
T3983004035	4 dx	35	70	10
T3983104035	4 sx	35	70	10
T3983005023	5 dx	23	57,5	10
T3983105023	5 sx	23	57,5	10
T3983005035	5 dx	35	70	10
T3983105035	5 sx	35	70	10
T3983006023	6 dx	23	57,5	10
T3983106023	6 sx	23	57,5	10
T3983006035	6 dx	35	70	10
T3983106035	6 sx	35	70	10
T3983008023	8 dx	23	57,5	10
T3983108023	8 sx	23	57,5	10
T3983008035	8 dx	35	70	10
T3983108035	8 sx	35	70	10
T3983010023	10 dx	23	57,5	10
T3983110023	10 sx	23	57,5	10
T3983010035	10 dx	35	70	10
T3983110035	10 sx	35	70	10

- D = diametro
- Lu = lunghezza utile
- Lt = lunghezza totale
- S = diametro attacco

PUNTE FORATRICI INTEGRALI PER FORI PASSANTI

Special flute dowel drills

T398/1

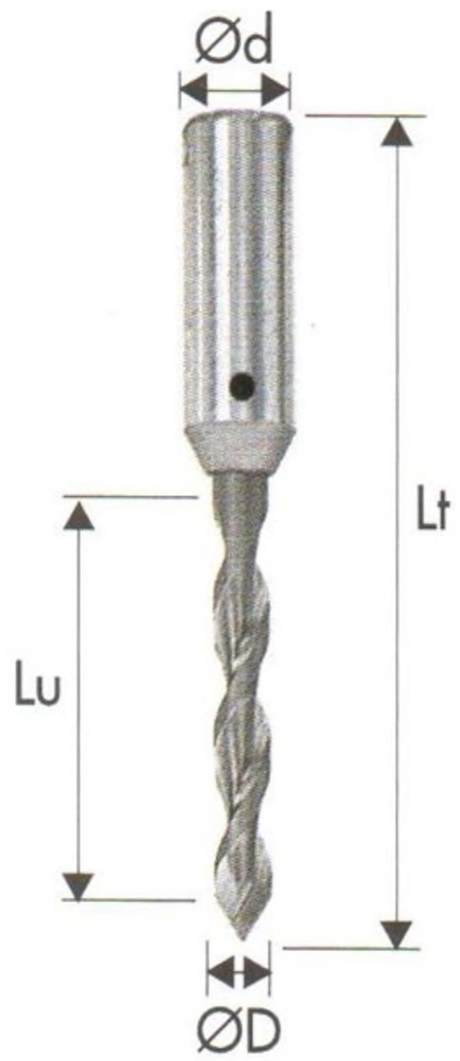

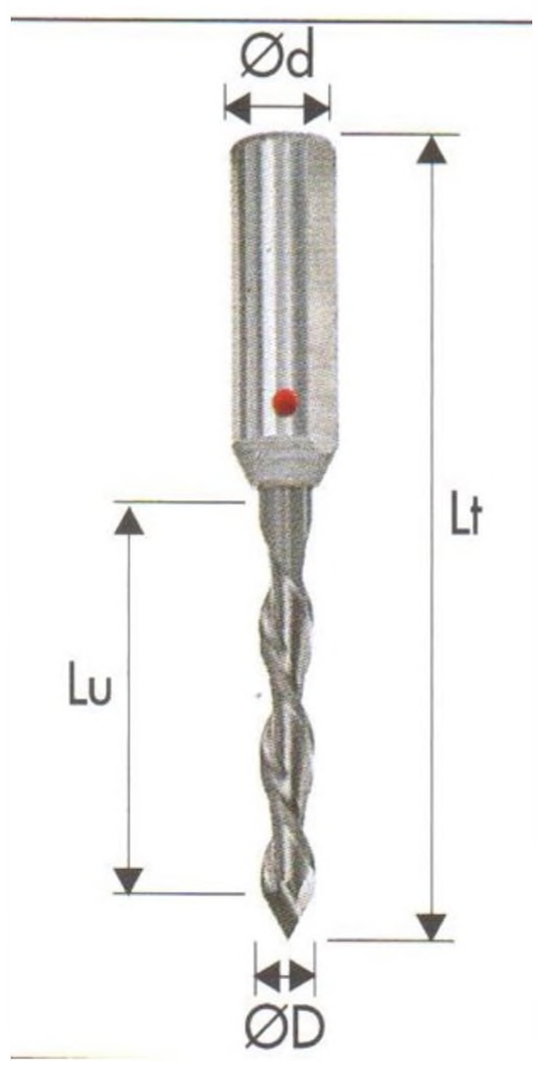

CODICE	D mm	Lu mm	Lt mm	S mm
T3980003023	3 dx	23	57,5	10
T3981003023	3 sx	23	57,5	10
T3982003023	3 dx	23	70	10
T3982203023	3 sx	23	70	10
T3980004023	4 dx	23	57,5	10
T3981004023	4 sx	23	57,5	10
T3980004035	4 dx	35	70	10
T3981004035	4 sx	35	70	10
T3980005023	5 dx	23	57,5	10
T3981005023	5 sx	23	57,5	10
T3980005035	5 dx	35	70	10
T3981005035	5 sx	35	70	10
T3980006023	6 dx	23	57,5	10
T3981006023	6 sx	23	57,5	10
T3980006035	6 dx	35	70	10
T3981006035	6 sx	35	70	10
T3980008023	8 dx	23	57,5	10
T3981008023	8 sx	23	57,5	10
T3980008035	8 dx	35	70	10
T3981008035	8 sx	35	70	10
T3980010023	10 dx	23	57,5	10
T3981010023	10 sx	23	57,5	10
T3980010035	10 dx	35	70	10
T3981010035	10 sx	35	70	10

- D = diametro
- Lu = lunghezza utile
- Lt = lunghezza totale
- S = diametro attacco

PUNTE FORATRICI PER FORI PASSANTI

Flute dowel drills

Art.398/2

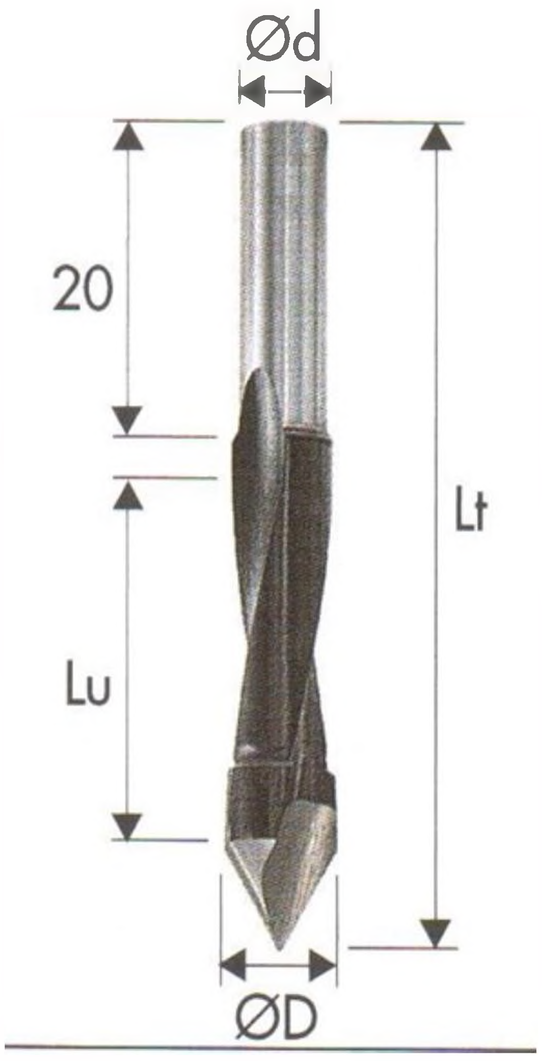

CODICE	D mm	Lu mm	Lt mm	S mm
T980005555	5 dx	30	55,5	8
T981005555	5 sx	30	55,5	8
T980005067	5 dx	40	67	8
T981005067	5 sx	40	67	8
T980006555	6 dx	30	55,5	8
T981006555	6 sx	30	55,5	8
T980006067	6 dx	40	67	8
T981006067	6 sx	40	67	8
T980008555	8 dx	30	55,5	8
T981008555	8 sx	30	55,5	8
T980008067	8 dx	40	67	8
T981008067	8 sx	40	67	8
T980010555	10 dx	30	55,5	8
T981010555	10 sx	30	55,5	8
T980010067	10 dx	40	67	8
T981010067	10 sx	40	67	8

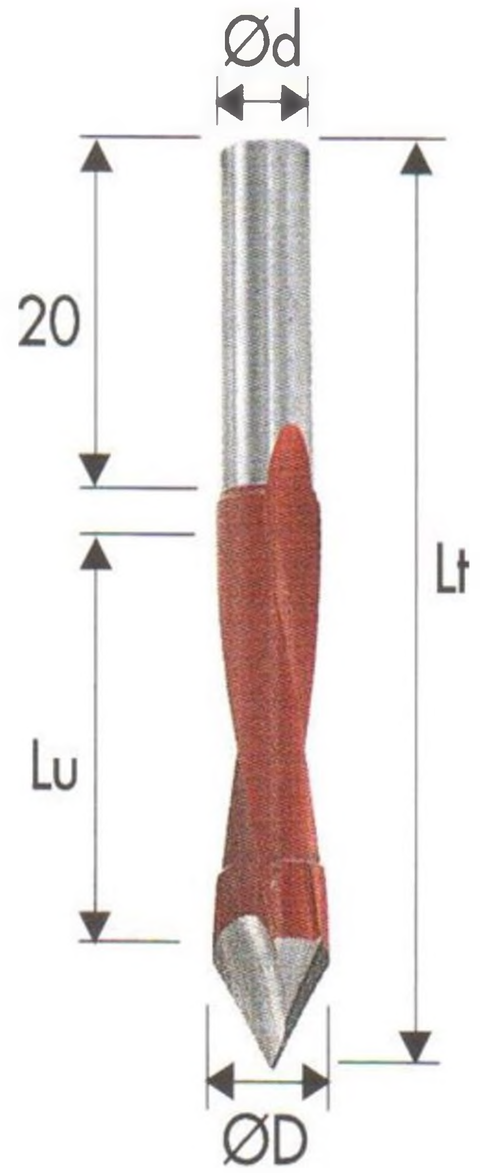

- D = diametro
- Lu = lunghezza utile
- Lt = lunghezza totale
- S = diametro attacco

PUNTE FORATRICI CON SVASATORE A 45°

Dowel drills with countersink 45°

Art.T399

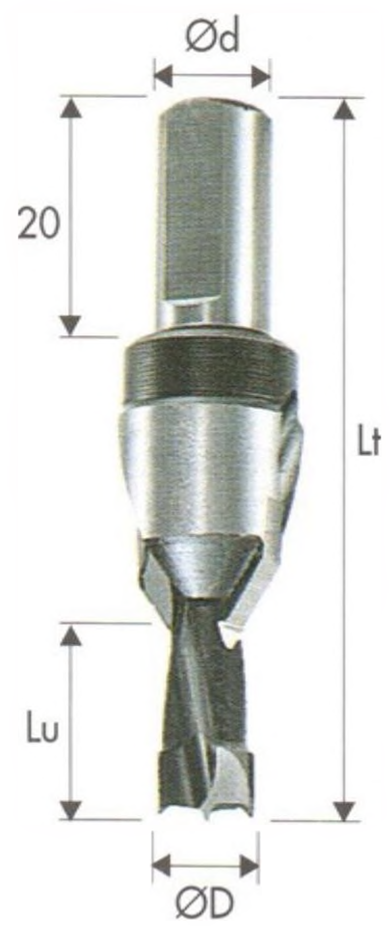

CODICE	D mm	Lu mm	Lt mm	S mm
T3990008012	8 dx	12	57,5	10
T3991008012	8 sx	12	57,5	10
T3992008012	8 dx	12	70	10
T3992108012	8 sx	12	70	10
T3990008015	8 dx	15	57,5	10
T3991008015	8 sx	15	57,5	10
T3992008015	8 dx	15	70	10
T3992108015	8 sx	15	70	10
T3990008018	8 dx	18	57,5	10
T3991008018	8 sx	18	57,5	10
T3992008018	8 dx	18	70	10
T3992108018	8 sx	18	70	10
T3990010012	10 dx	12	57,5	10
T3991010012	10 sx	12	57,5	10
T3992010012	10 dx	12	70	10
T3992110012	10 sx	12	70	10
T3990010017	10 dx	17	57,5	10
T3991010017	10 sx	17	57,5	10
T3992010017	10 dx	17	70	10
T3992110017	10 sx	17	70	10
T3990010023	10 dx	23	57,5	10
T3991010023	10 sx	23	57,5	10
T3992010023	10 dx	23	70	10
T3992110023	10 sx	23	70	10

- D = diametro
- Lu = lunghezza utile
- Lt = lunghezza totale
- S = diametro attacco

PUNTE FORATRICI CON SVASATORE A 60°

Dowel drills with countersink 60°

Art.T400



CODICE	D mm	Lu mm	Lt mm	S mm
T4000008012	8 dx	12	70	10
T4001008012	8 sx	12	70	10
T4000008015	8 dx	15	70	10
T4001008015	8 sx	15	70	10
T4000008018	8 dx	18	70	10
T4001008018	8 sx	18	70	10

- D = diametro
- Lu = lunghezza utile
- Lt = lunghezza totale
- S = diametro attacco

PUNTE FORATRICI A DOPPI DIAMETRI

Dowel drills double diameter

Art.401

MISURE A RICHIESTA

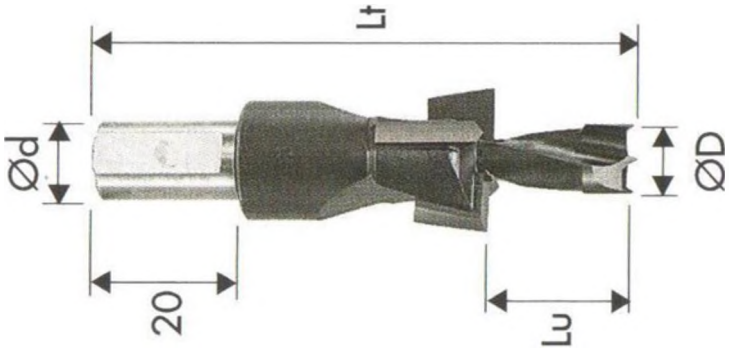

- D = diametro
- Lu = lunghezza utile
- Lt = lunghezza totale
- S = diametro attacco

PUNTE FORATRICI PER FORO MENSOLE

Auger bits

Art.T402

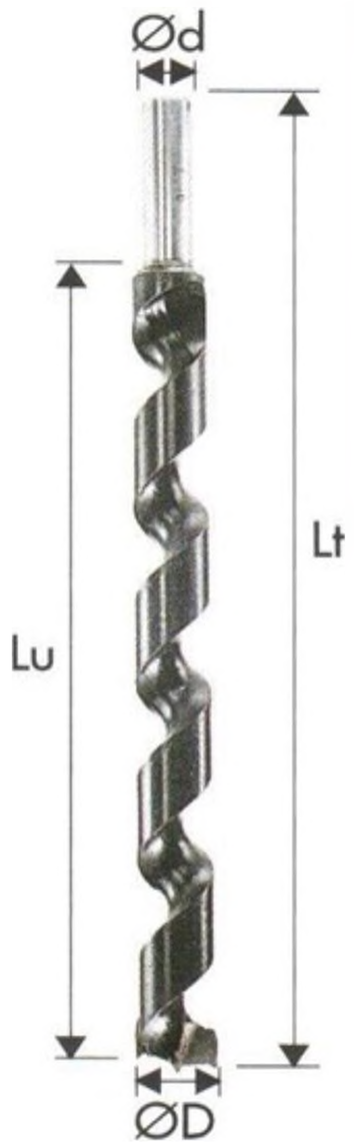

CODICE	D mm	Lu mm	Lt mm	S mm
T4020014010	14	180	220	10
T4020014016	14	180	220	16
T4020016010	16	180	220	10
T4020016016	16	180	220	16

- D = diametro
- Lu = lunghezza utile
- Lt = lunghezza totale
- S = diametro attacco

PUNTE IN HM PER FORI CIECHI ATTACCO CONICO

Dowel drills with threaded shank with countersink

Art.403

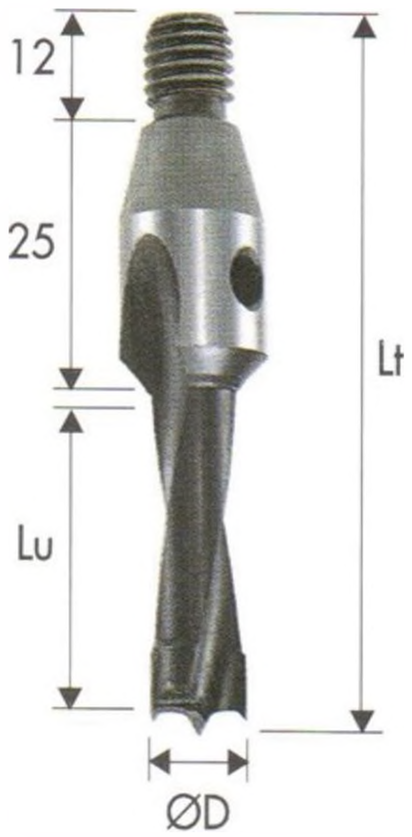

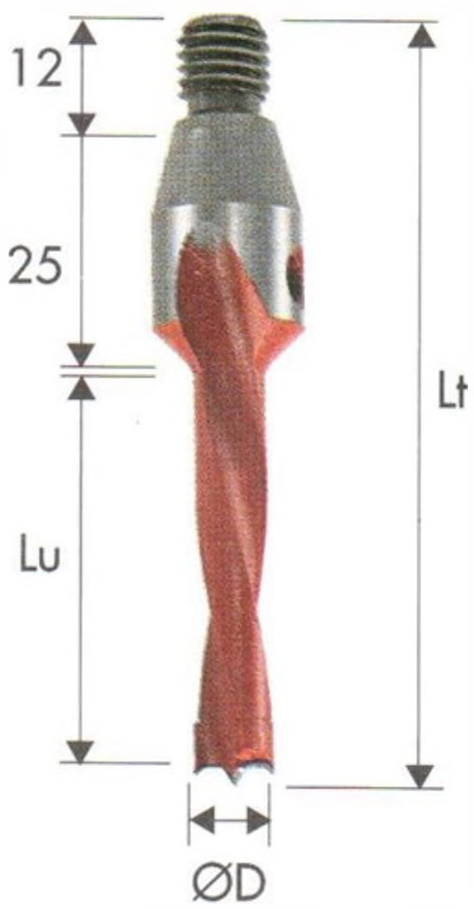

CODICE	D mm	Lu mm	Lt mm	S mm
T4030005030	5 dx	30	67	M10
T4031005030	5 sx	30	67	M10
T4030005040	5 dx	40	77	M10
T4031005040	5 sx	40	77	M10
T4030006030	6 dx	30	67	M10
T4031006030	6 sx	30	67	M10
T4030006040	6 dx	40	77	M10
T4031006040	6 sx	40	77	M10
T4030006050	6 dx	50	87	M10
T4031006050	6 sx	50	87	M10
T4030008030	8 dx	30	67	M10
T4031008030	8 sx	30	67	M10
T4030008040	8 dx	40	77	M10
T4031008040	8 sx	40	77	M10
T4030008050	8 dx	50	87	M10
T4031008050	8 sx	50	87	M10
T4030010030	10 dx	30	67	M10
T4031010030	10 sx	30	67	M10
T4030010040	10 dx	40	77	M10
T4031010040	10 sx	40	77	M10
T4030010050	10 dx	50	87	M10
T4031010050	10 sx	50	87	M10
T4030012030	12 dx	30	67	M10
T4031012030	12 sx	30	67	M10
T4030012040	12 dx	40	77	M10
T4031012040	12 sx	40	77	M10
T4030012050	12 dx	50	87	M10
T4031012050	12 sx	50	87	M10

NB. ALL'ORDINE SPECIFICARE SE LA PUNTA E' CON O SENZA LO SVASATORE IN HM.

- D = diametro
- Lu = lunghezza utile
- Lt = lunghezza totale
- S = diametro attacco

PUNTE FORATRICI PER FORI CIECHI ATTACCO PIATTO

Dowel drills with threaded shank with countersink

Art.T404

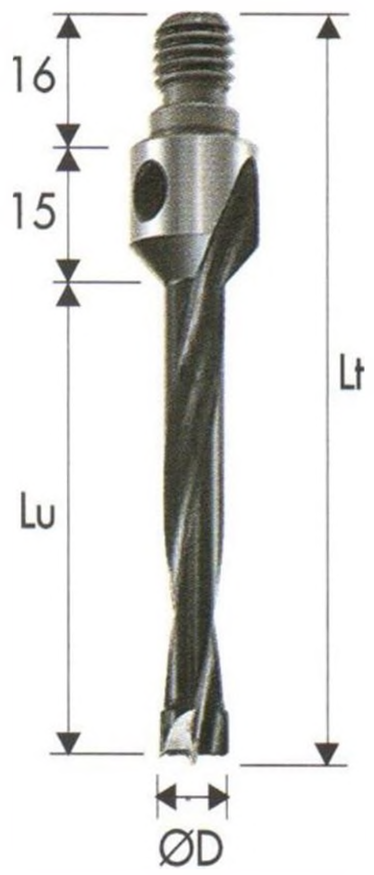

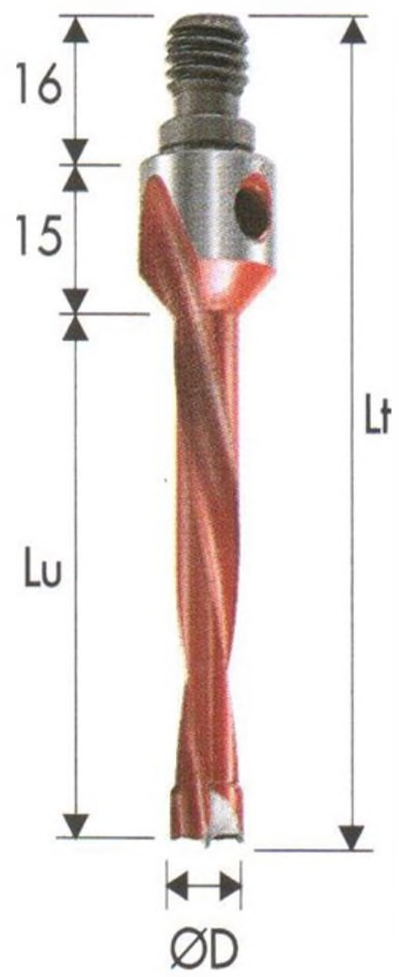

CODICE	D mm	Lu mm	Lt mm	S mm
T4040005030	5 dx	30	61	M10
T4041005030	5 sx	30	61	M10
T4040005040	5 dx	40	71	M10
T4041005040	5 sx	40	71	M10
T4040006030	6 dx	30	61	M10
T4041006030	6 sx	30	61	M10
T4040006040	6 dx	40	71	M10
T4041006040	6 sx	40	71	M10
T4040006050	6 dx	50	81	M10
T4041006050	6 sx	50	81	M10
T4040008030	8 dx	30	61	M10
T4041008030	8 sx	30	61	M10
T4040008040	8 dx	40	71	M10
T4041008040	8 sx	40	71	M10
T4040008050	8 dx	50	81	M10
T4041008050	8 sx	50	81	M10
T4040010030	10 dx	30	61	M10
T4041010030	10 sx	30	61	M10
T4040010040	10 dx	40	71	M10
T4041010040	10 sx	40	71	M10
T4040010050	10 dx	50	81	M10
T4041010050	10 sx	50	81	M10
T4040012030	12 dx	30	61	M10
T4041012030	12 sx	30	61	M10
T4040012040	12 dx	40	71	M10
T4041012040	12 sx	40	71	M10
T4040012050	12 dx	50	81	M10
T4041012050	12 sx	50	81	M10

- D = diametro
- Lu = lunghezza utile
- Lt = lunghezza totale
- S = diametro attacco

PUNTE PER CERNIERE Z2+2 ATTACCO FILETTATO INTERNAMENTE

Interchangeable boring bits with treaded shank

Art.T409



CODICE	D mm	Lu mm	S mm
T4090022000	22 dx	30	M12x1
T4090022001	22 sx	30	M12x1
T4090024000	24 dx	30	M12x1
T4090024001	24 sx	30	M12x1
T4090025000	25 dx	30	M12x1
T4090025001	25 sx	30	M12x1
T4090026000	26 dx	30	M12x1
T4090026001	26 sx	30	M12x1
T4090028000	28 dx	30	M12x1
T4090028001	28 sx	30	M12x1
T4090030000	30 dx	30	M12x1
T4090030001	30 sx	30	M12x1
T4090032000	32 dx	30	M12x1
T4090032001	32 sx	30	M12x1
T4090034000	34 dx	30	M12x1
T4090034001	34 sx	30	M12x1
T4090035000	35 dx	30	M12x1
T4090035001	35 sx	30	M12x1
T4090036000	36 dx	30	M12x1
T4090036001	36 sx	30	M12x1
T4090038000	38 dx	30	M12x1
T4090038001	38 sx	30	M12x1
T4090040000	40 dx	30	M12x1
T4090040001	40 sx	30	M12x1
T4090045000	45 dx	30	M12x1
T4090045001	45 sx	30	M12x1
T4090050000	50 dx	30	M12x1
T4090050001	50 sx	30	M12x1
T4090055000	55 dx	30	M12x1
T4090055001	55 sx	30	M12x1
T4090060000	60 dx	30	M12x1
T4090060001	60 sx	30	M12x1

- D = diametro
- Lu = lunghezza utile
- S = diametro attacco

PUNTE HM PER CERNIERE

Hinge boring bits

Art.410

CODICE	D mm	Lt mm	S mm
T4100015000	15 dx	57,5	10
T4100015001	15 sx	57,5	10
T4100015070	15 dx	70	10
T4101015070	15 sx	70	10
T4100016000	16 dx	57,5	10
T4100016001	16 sx	57,5	10
T4100016070	16 dx	70	10
T4101016070	16 sx	70	10
T4100018000	18 dx	57,5	10
T4100018001	18 sx	57,5	10
T4100018070	18 dx	70	10
T4101018070	18 sx	70	10
T4100020000	20 dx	57,5	10
T4100020001	20 sx	57,5	10
T4100020070	20 dx	70	10
T4101020070	20 sx	70	10
T4100022000	22 dx	57,5	10
T4100022001	22 sx	57,5	10
T4100022070	22 dx	70	10
T4101022070	22 sx	70	10
T4100025000	25 dx	57,5	10
T4100025001	25 sx	57,5	10
T4100025070	25 dx	70	10
T4101025070	25 sx	70	10
T4100026000	26 dx	57,5	10
T4100026001	26 sx	57,5	10
T4100026070	26 dx	70	10
T4101026070	26 sx	70	10
T4100028000	28 dx	57,5	10
T4100028001	28 sx	57,5	10
T4100028070	28 dx	70	10
T4101028070	28 dx	70	10
T4100030000	30 dx	57,5	10
T4100030001	30 sx	57,5	10
T4100030070	30 dx	70	10
T4101030070	30 sx	70	10

- D = diametro
- Lt = lunghezza totale
- S = diametro attacco

CODICE	D mm	Lt mm	S mm
T4100032000	32 dx	57,5	10
T4100032001	32 sx	57,5	10
T4100032070	32 dx	70	10
T4101032070	32 sx	70	10
T4100035000	35 dx	57,5	10
T4100035001	35 sx	57,5	10
T4100035070	35 dx	70	10
T4101035070	35 sx	70	10
T4100038000	38 dx	57,5	10
T4100038001	38 sx	57,5	10
T4100038070	38 dx	70	10
T4101038070	38 sx	70	10
T4100040000	40 dx	57,5	10
T4100040001	40 sx	57,5	10
T4100040070	40 dx	70	10
T4101040070	40 sx	70	10
T4100050000	50 dx	57,5	10
T4100050001	50 sx	57,5	10
T4100050070	50 dx	70	10
T4101050070	50 sx	70	10

PUNTE HM PER CERNIERE Z2+2 DESTRE

Boring bits for hinges z2+2

Art.T411



CODICE	D mm	Lt mm	S mm
T411001500	15	90	10
T411001600	16	90	10
T411001700	17	90	10
T411001800	18	90	10
T411002000	20	90	10
T411002200	22	90	10
T411002400	24	90	10
T411002500	25	90	10
T411002600	26	90	10
T411002800	28	90	10
T411003000	30	90	10
T411003200	32	90	10
T411003500	35	90	10

- D = diametro
- Lt = lunghezza totale
- S = diametro attacco

PUNTA PER CERNIERA Z3+3

Boring bits for hinges z3+3

Art.T412

CODICE	D mm	Lt mm	S mm
T4120025000	25 dx	57,5	10
T4120025001	25 sx	57,5	10
T4120025070	25 dx	70	10
T4121025070	25 sx	70	10
T4120030000	30 dx	57,5	10
T4120030001	30 sx	57,5	10
T4120030070	30 dx	70	10
T4121030070	30 sx	70	10
T4120035000	35 dx	57,5	10
T4120035001	35 sx	57,5	10
T4120035070	35 dx	70	10
T4121035070	35 sx	70	10
T4120040000	40 dx	57,5	10
T4120040001	40 sx	57,5	10
T4120040070	40 dx	70	10
T4121040070	40 sx	70	10

- D = diametro
- Lt = lunghezza totale
- S = diametro attacco

High-Tech Cutting Solutions...

FRESE PER CAVETTATRICI

Milling cutter for slot-mortisers

Art.T361



CODICE	D mm	Lu mm	Lt mm	S mm
T6310020002	20	15	48	M12x1
T6310022002	22	15	48	M12x1
T6310023002	23	15	48	M12x1

- D = diametro
- Lu = lunghezza utile
- Lt = lunghezza totale
- S = diametro attacco

TOOLS
High-Tech Cutting Solutions...

FRESE PER CAVETTATRICI

Milling cutter for slot-mortisers

Art.T362



CODICE	D mm	Lt mm	S mm
T6321015010	15	100	M12x1
T6321016010	16	100	M12x1
T6321017010	17	100	M12x1
T6321018010	18	100	M12x1

- D = diametro
- Lu = lunghezza utile
- Lt = lunghezza totale
- S = diametro attacco

High-Tech Cutting Solutions...

FRESE PER CAVETTATRICI

Milling cutter for slot-mortisers

Art.T633

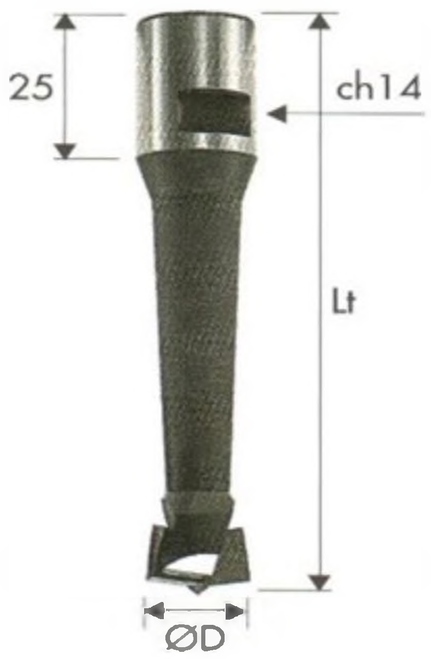

CODICE	D mm	Lt mm	S mm
T6330015002	15	100	M12x1
T6330018002	18	100	M12x1
T6330020002	20	100	M12x1
T6330022002	22	100	M12x1
T6330024002	24	100	M12x1

- D = diametro
- Lt = lunghezza totale
- S = diametro attacco

TOOLS
High-Tech Cutting Solutions...

PUNTE HSS A TAGLIENTI DIRITTI PER MORTASARE CON ROMPITRUCIOLO

Slot mortising bits with chipbreaker

Art.T



CODICE dx	CODICE sx	D mm	Lu mm	Lt mm	S mm
T06031	T06032	6	50	105	13-16
T07031	T07032	7	55	110	13-16
T08031	T08032	8	60	115	13-16
T09031	T09032	9	65	120	13-16
T10031	T10032	10	70	125	13-16
T11031	T11032	11	75	130	13-16
T12031	T12032	12	80	135	13-16
T13031	T13032	13	85	140	13-16
T14031	T14032	14	90	145	13-16
T15031	T15032	15	95	150	13-16
T16031	T16032	16	100	155	13-16
T17031	T17032	17	105	160	16
T18031	T18032	18	110	165	13-16
T19031	T19032	19	115	170	16
T20031	T20032	20	120	175	13-16
T22031	T22032	22	125	180	16
T24031	T24032	24	125	180	16

- D = diametro
- Lu = lunghezza utile
- Lt = lunghezza totale
- S = diametro attacco

High-Tech Cutting Solutions...

PUNTA HSS A TAGLIENTI ELICOIDALI PER MORTASARE CON ROMPITRUCIOLO

Twisted slot mortising bits with chipbreaker

Art.T



CODICE dx	CODICE sx	D mm	Lu mm	Lt mm	S mm
T106031	T106032	6	60	120	13-16
T108031	T108032	8	70	130	13-16
T110031	T110032	10	80	140	13-16
T112031	T112032	12	90	150	13-16
T114031	T114032	14	100	160	13-16
T116031	T116032	16	110	170	13-16

- D = diametro
- Lu = lunghezza utile
- Lt = lunghezza totale
- S = diametro attacco

MANDRINI PORTA PUNTE PER CAMBIO RAPIDO—MACCHINE BIESSE

Drill holders for rapid change

Art.T504

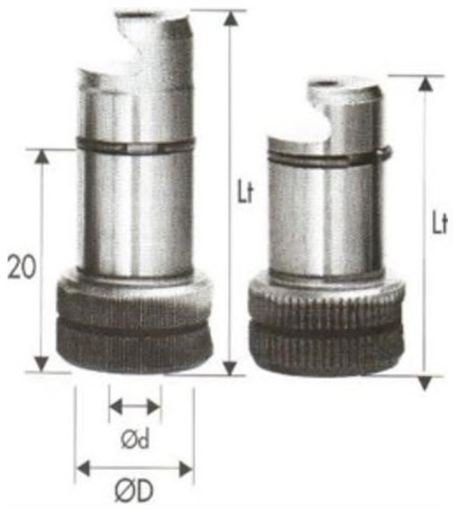

CODICE	D mm	Lt mm	S mm
T5040020030	20	30	10
T5040020037	20	37	10

MANDRINI PORTAPUNTE PER CAMBIO RAPIDO—MACCHINE MORBIDELLI

Drill holders for rapid change

Art.T505

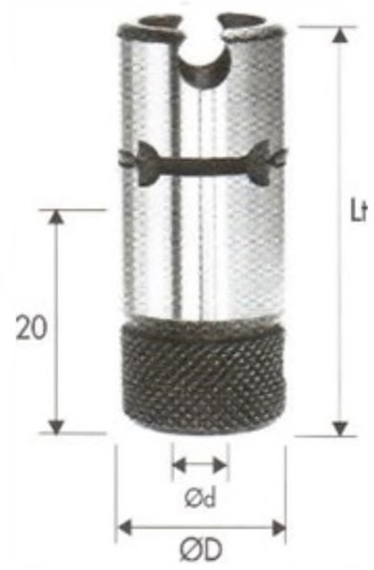

CODICE	D mm	Lt mm	S mm
T5050020043	20	43	10
T5050016043	16	43	10
T5050020M10	20 dx	43	M10
T5051020M10	20 sx	43	M10

MANDRINI PORTAPUNTE PER CAMBIO RAPIDO—MACCHINE MASTERWOOD—MAGGI—GRIGGIO

Drill holders for rapid change

Art.T506

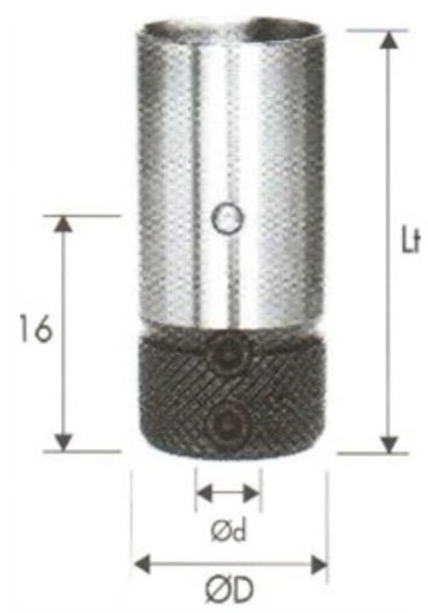

CODICE	D mm	Lt mm	S mm
T5060020000	20	40	10

- D = diametro
- Lt = lunghezza totale
- S = diametro attacco

MANDRINI PORTAPUNTE PER CAMBIO RAPIDO—VITAP

Drill holders for rapid change

Art.T507

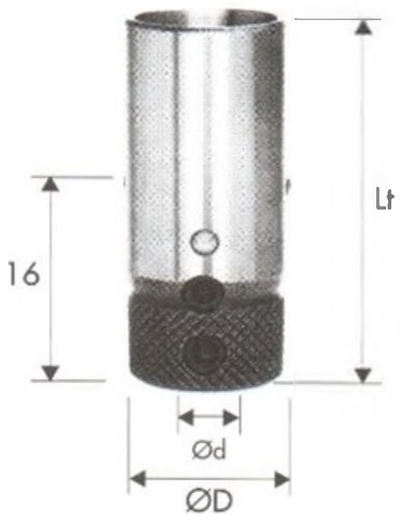

CODICE	D mm	Lt mm	S mm
T5070018000	18	42	10

MANDRINI PORTAPUNTE PER CAMBIO RAPIDO—MACCHINE BUSELLATO

Drill holders for rapid change

Art.T508

CODICE	D mm	Lt mm	S mm
T508001900	19	34,5	10

MANDRINI PORTAPUNTE PER CAMBIO RAPIDO—MACCHINE WEEKE

Drill holders for rapid change

Art.T509

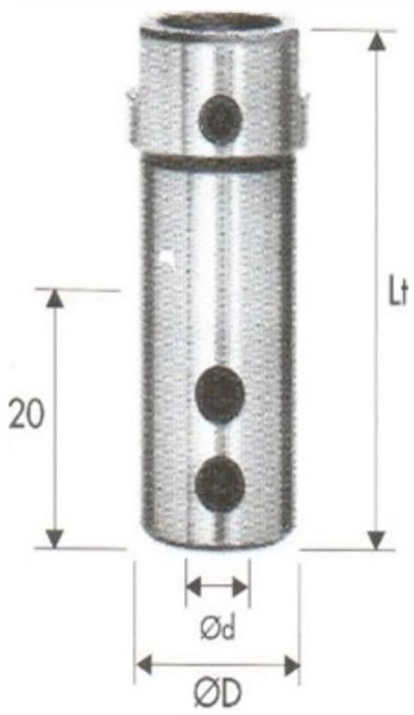

CODICE	D mm	Lt mm	S mm
T508001900	20	46	10

- D = diametro
- Lt = lunghezza totale
- S = diametro attacco

SVASATORI IN HM REGOLABILI A 45°/30°

Adjustable counterskins 45°/30°

Art.405/406

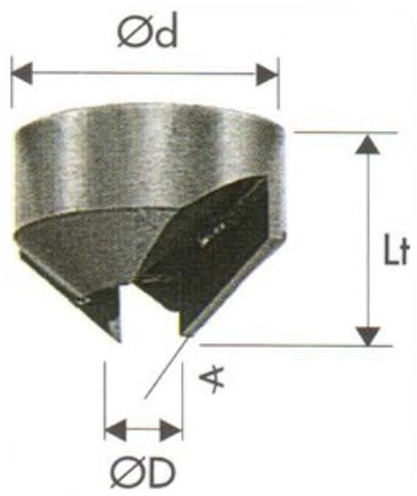

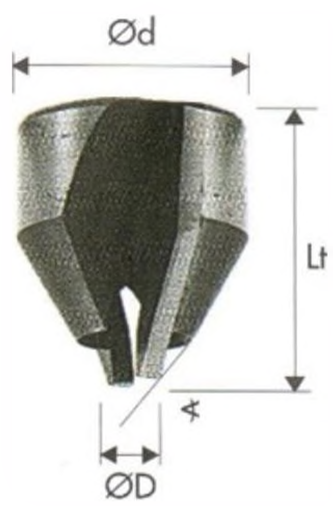

CODICE	D mm	Lu mm	Lt mm	G gradi
T4050004000	4 dx	14	14	45°
T4050004001	4 sx	14	14	45°
T4050005000	5 dx	14	14	45°
T4050005001	5 sx	14	14	45°
T4050006000	6 dx	14	14	45°
T4050006001	6 sx	14	14	45°
T4050007000	7 dx	17	16	45°
T4050007001	7 sx	17	16	45°
T4050008000	8 dx	18	16	45°
T4050008001	8 sx	18	16	45°
T4050009000	9 dx	18	16	45°
T4050009001	9 sx	18	16	45°
T4050010000	10 dx	20	18	45°
T4050010001	10 sx	20	18	45°
T4050011000	11 dx	20	18	45°
T4050011001	11 sx	20	18	45°
T4050012000	12 dx	20	18	45°
T4050012001	12 sx	20	18	45°
T4050014000	14 dx	24	18	45°
T4050014001	14 sx	24	18	45°
T4060030000	8 dx	19	22	30°
T4060030001	8 sx	19	22	30°

- D = diametro
- Lu = lunghezza utile
- Lt = lunghezza totale
- G = gradi

MANDRINI PORTAPUNTE PER FORATRICI PIATTE

Drill holders

Art.T513



CODICE	D mm	Lt mm	S mm
T5130003000	3 dx	41	M10
T5130003001	3 sx	41	M10
T5130004000	4 dx	41	M10
T5130004001	4 sx	41	M10
T5130005000	5 dx	41	M10
T5130005001	5 sx	41	M10
T5130010000	10 dx	41	M10
T5130010001	10 sx	41	M10

MANDRINI PORTAPUNTE PER FORATRICI CONICI

Drill holders

Art.T514



CODICE	D mm	Lt mm	S mm
T5140003000	3 dx	47	M10
T5140003001	3 sx	47	M10
T5140004000	4 dx	47	M10
T5140004001	4 sx	47	M10
T5140005000	5 dx	47	M10
T5140005001	5 sx	47	M10
T5140010000	10 dx	47	M10
T5140010001	10 sx	47	M10

PROLUNGHE ROTAZIONE DESTRA

Extention chucks righthand rotation

Art.T515



CODICE	D mm	Lt mm	S mm
T5170000000	45	35	M12x1

- D = diametro
- Lt = lunghezza totale
- S = diametro attacco

MANDRINO PORTAPUNTE - ATTACCO CILINDRICO

Chucks with cylindrical shank

Art.T523

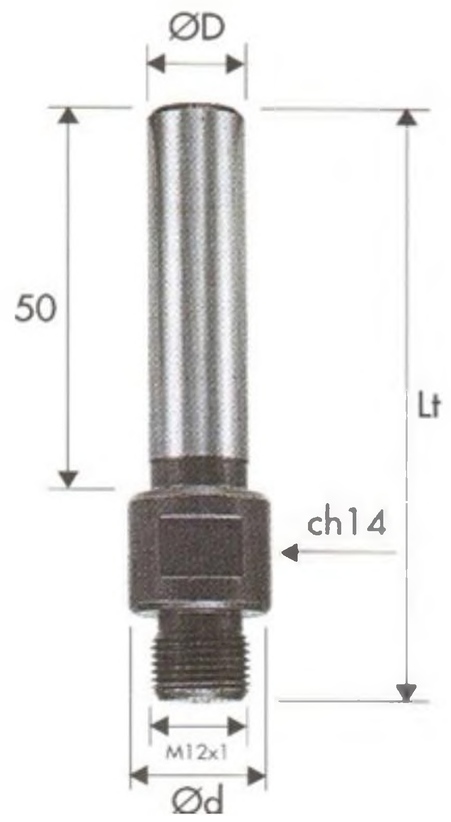

CODICE	D mm	Lt mm	S mm
T5230008000	8	76	17
T5230009500	9,5	76	17
T5230010000	10	76	17
T5230012000	12	76	17
T5230013000	13	76	17
T5230016000	16	76	17

PINZA ELASTICA BICONICA ER20

Collets er20

Art.T525/3

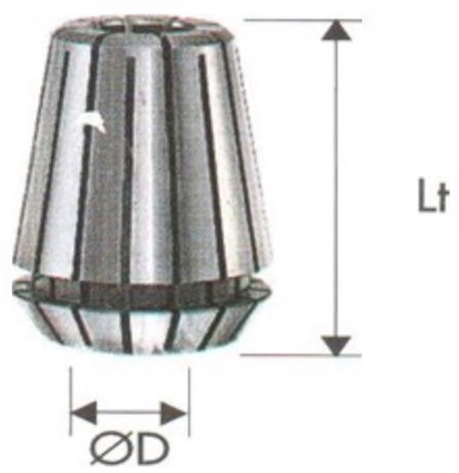

CODICE	D mm	Lt mm
T5253000300	3	31
T5253000400	4	31
T5253000500	5	31
T5253000600	6	31
T5253000800	8	31
T5253001000	10	31
T5253001200	12	31
T5253001300	13	31

MANDRINI CENTRICI PER PINZE ER20

Self-centering chucks for collets ER20

Art.T525/2

CODICE	S mm
T5252000000	CM2

- D = diametro
- Lt = lunghezza totale
- S = diametro attacco

High-Tech Cutting Solutions...

PINZE ELASTICHE BICONICHE ER40

Collets er40

Art.529/1

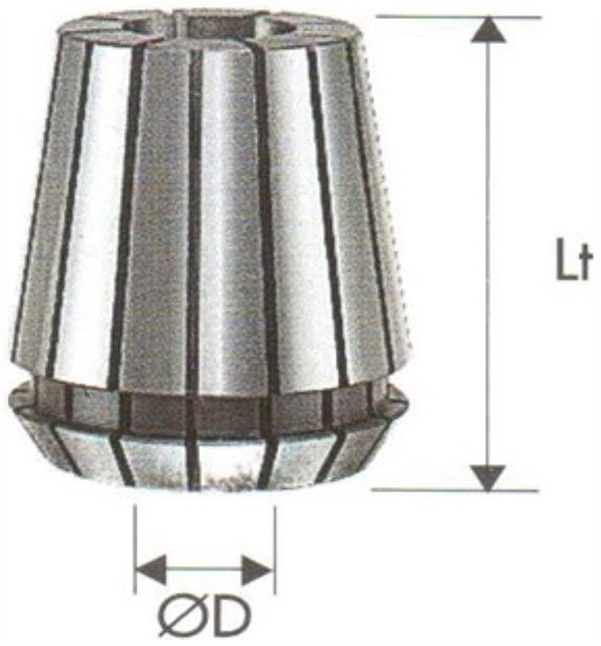

CODICE	D mm	Lt mm
T5291000300	3	46
T5291000400	4	46
T5291000500	5	46
T5291000600	6	46
T5291000800	8	46
T5291001000	10	46
T5291001200	12	46
T5291001400	14	46
T5291001600	16	46
T5291001800	18	46
T5291002000	20	46
T5291002200	22	46
T5291002400	24	46
T5291002600	26	46
T5291002800	28	46
T5291003000	30	46

- D = diametro
- Lu = lunghezza utile
- Lt = lunghezza totale
- S = diametro attacco

High-Tech Cutting Solutions...

PINZE ELASTICHE BICONICHE ER32

Collets er32

Art.528/2

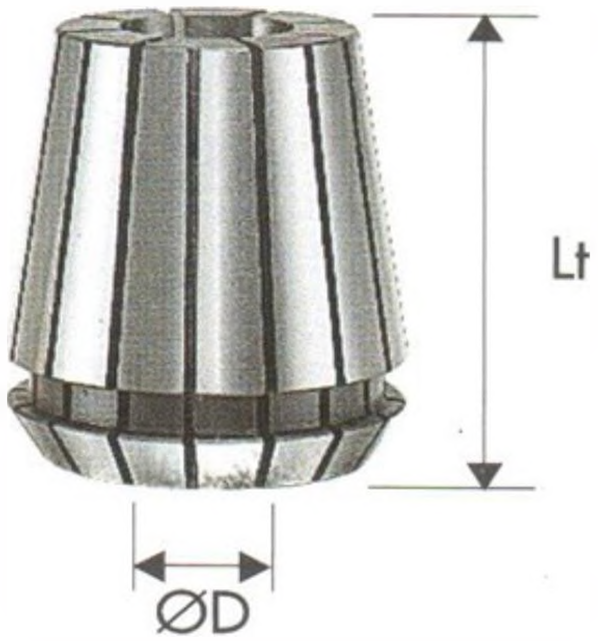

CODICE	D mm	Lt mm
T5282000300	3	40
T5282000400	4	40
T5282000500	5	40
T5282000600	6	40
T5282000800	8	40
T5282001000	10	40
T5282001200	12	40
T5282001300	13	40
T5282001400	14	40
T5282001600	16	40
T5282001800	18	40
T5282002000	20	40

- D = diametro
- Lu = lunghezza utile
- Lt = lunghezza totale
- S = diametro attacco

High-Tech Cutting Solutions...

PINZE ELASTICHE BICONICHE EOC25

Precision collets EOC25

Art.528/3

CODICE	B mm	Lt mm
T5283000300	3	52
T5283000400	4	52
T5283000500	5	52
T5283000600	6	52
T5283000635	6.35	52
T5283000800	8	52
T5283000950	9.5	52
T5283001000	10	52
T5283001200	12	52
T5283001270	12.7	52
T5283001400	14	52
T5283001600	16	52
T5283001800	18	52
T5283001905	19.05	52
T5283002000	20	52
T5283002500	25	52

- B = diametro
- Lu = lunghezza utile
- Lt = lunghezza totale
- S = diametro attacco

High-Tech Cutting Solutions...

PINZE ELASTICHE BICONICHE EOC16

Precision collets EOC16

Art.528/4

CODICE	B mm	Lt mm
T5284000600	6	40
T5284000800	8	40
T5284001000	10	40
T5284001200	12	40
T5284001435	14	40
T5284001600	16	40

- B = diametro
- Lu = lunghezza utile
- Lt = lunghezza totale
- S = diametro attacco

MANDRINO ATTACCO CM2 PER PINZE ER32

Chucks with Morse's taper Nbr.2 for collets ER32

Art.528/4

CODICE	R rotazione	S mm
T5284000000	DX	CM2

MANDRINI PORTAUTENSILI HSK-63-F

Chuks HSK-63-F

Art.529

CODICE	D mm	LU mm	pinza
T529WF204	50	68	ER32
T529WF222	63	70	ER40

- D = diametro
- Lu = lunghezza utile
- R = rotazione
- S = diametro attacco

MANDRINI PORTAPUNTE PER ART.409

Chuck for boring bits art.409

Art.T518

CODICE	D mm	Lu mm	Lt mm	S mm
T5180000000	10 dx	24,5	38,5	M12x1
T5180000001	10 sx	24,5	38,5	M12x1
T5180010040	10 dx	37	51	M12x1
T5181010040	10 sx	37	51	M12x1

MANDRINI PORTA PUNTE CM2

Chucks with morse/s tape nbr.2

Art.T522

CODICE	D mm	S mm
T5220000000	17	CM2

MANDRINO PORTAPINZE COMPLETO DI PINZE Ø 6-8-12

Art.TX116

CODICE	
TX116500R	Cassetta mandrino M16+3 pinze D 6/8/12
TX116501R	Cassetta mandrino M14+3 pinze D 6/8/12
TX116502R	Cassetta mandrino M18+3 pinze D 6/8/12
TX116503R	Cassetta mandrino M20+3 pinze D 6/8/12

- D = diametro
- Lt = lunghezza totale
- S = diametro attacco
- Lu = lunghezza utile

SMONTACONI UNIVERSALI PER MANDRINI

Universal assembly supports for chucks

Art.SC

CODICE mm	D mm	Descrizione
SC63HSK	63	Smontaconi universali per mandrini HSK-F63
SC50ISO30	50	Smontaconi universale per mndrini ISO30



- D = diametro
- LU= lunghezza utile
- LT= lunghezza totale
- S = spessore
- Z = taglienti
- B = lunghezza coltellino

PINZE ELASTICHE BICONICHE ER25

Collets er25

Art.T525/4

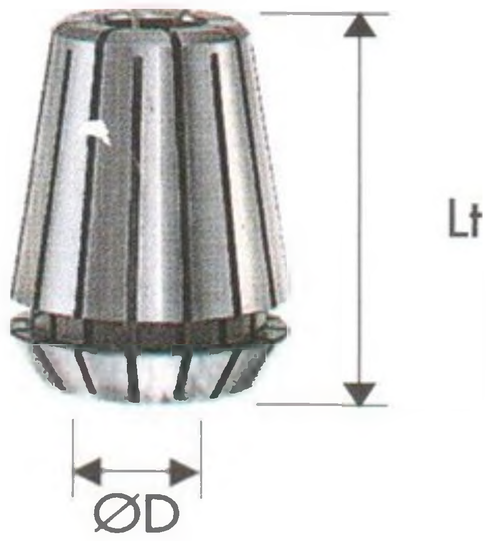

CODICE	D mm	Lt mm
T5254000300	3	34
T5254000400	4	34
T5254000500	5	34
T5254000600	6	34
T5254000800	8	34
T5254001000	10	34
T5254001200	12	34
T5254001400	14	34
T5254001600	16	34

MANDRINI SPECIALI CON PINZE Ø6-8-9,5-10-12

Special chucks with collets Ø6-8-9,5-10-12

Art.T527

CODICE	Lt mm	S mm
T5270006095	da D.6 a D.9,5	M12x1
T5270010012	da D.10 a D.12	M12x1
T5270006012	D.6-8-9,5-10-12	M12x1

ADATTATORI

adapters

Art.530

CODICE	D mm	Lu mm	S mm
T300006080	8	20	6
T5300006095	9,5	20	6

- D = diametro
- Lt = lunghezza totale
- S = diametro attacco
- Lu = lunghezza utile

SVASATORE HM A 45° Z3

45° countersinks z3

Art.T760/1

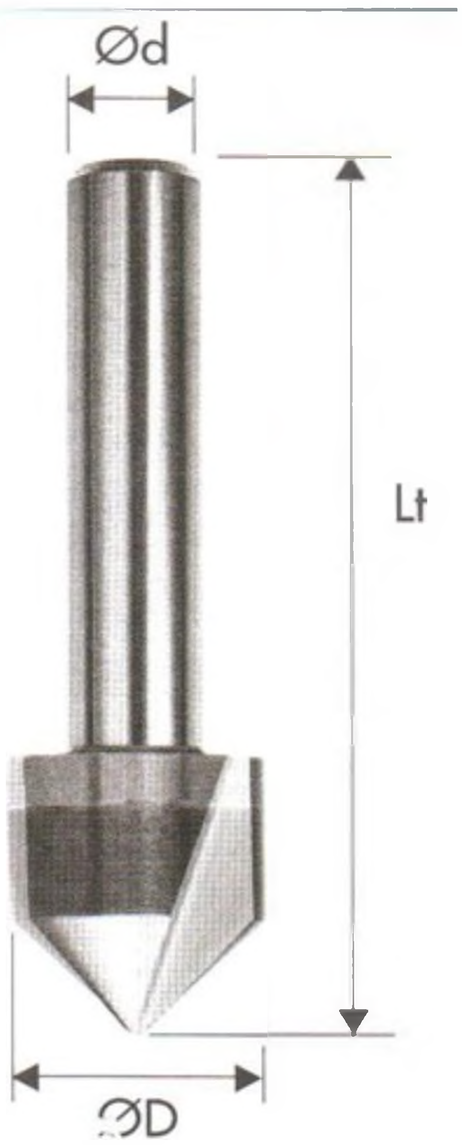

CODICE	D mm	G gradi	Lt mm	S mm
T7601000000	20	45°	70	10

- D = diametro
- Lt = lunghezza totale
- G = gradi
- S = diametro attacco