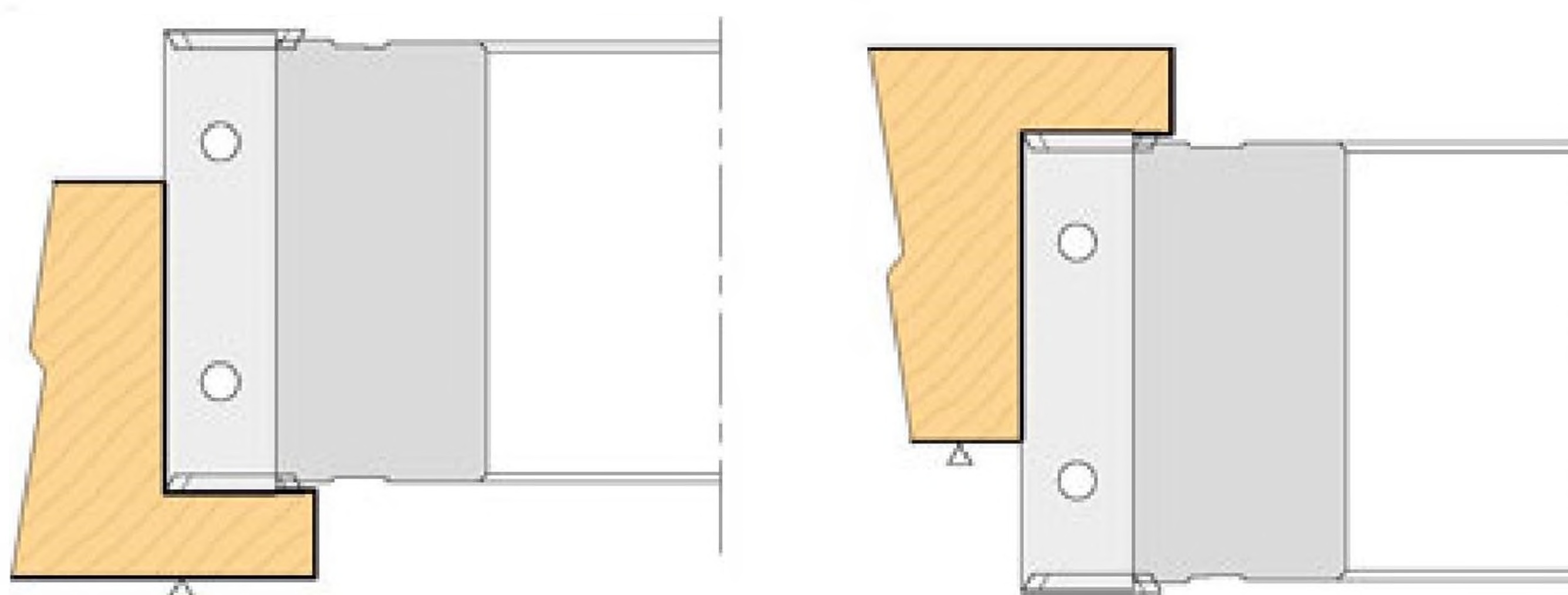
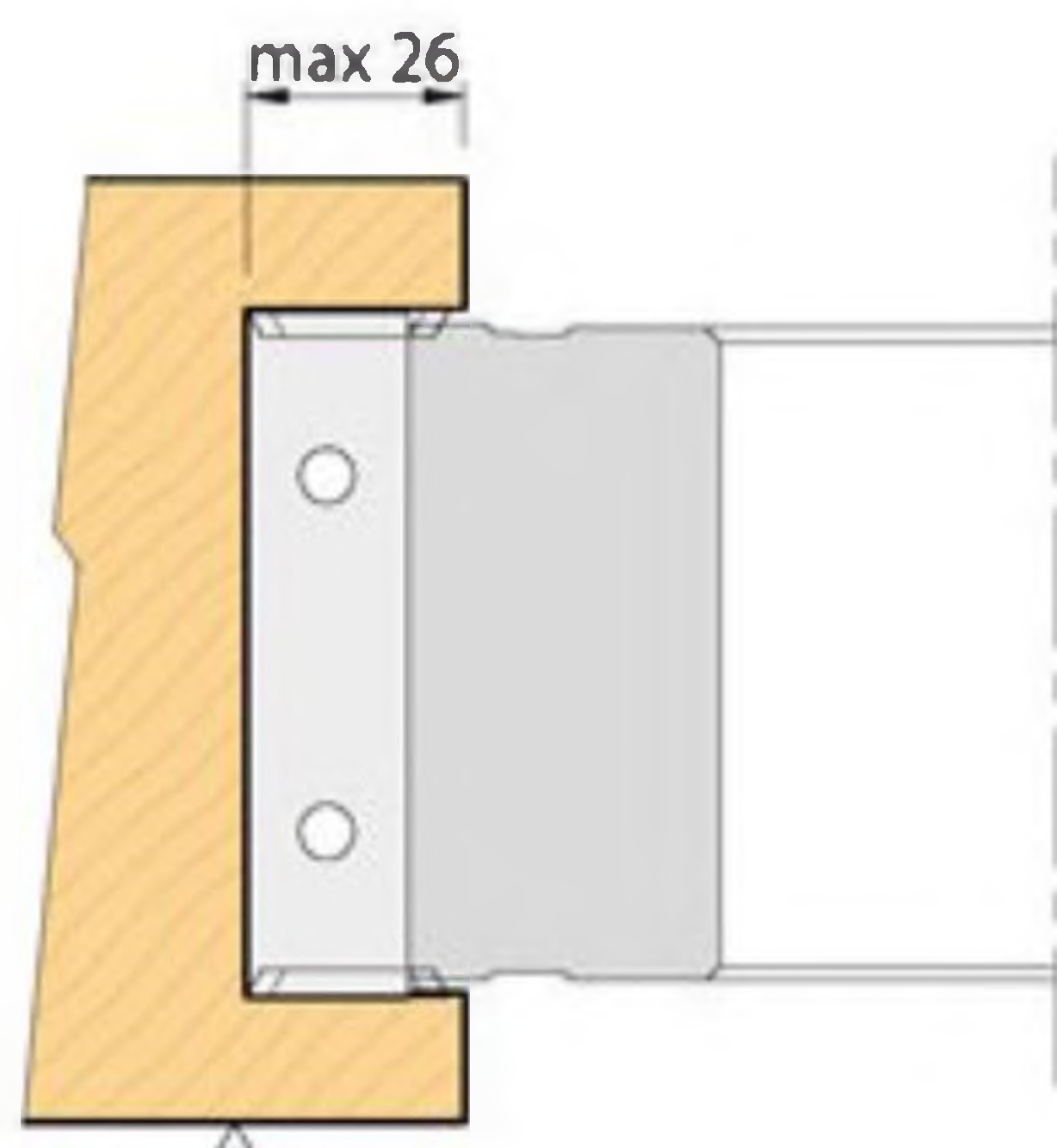




Rpm 6200/10000

CODICE	D mm	S mm	d mm	Z
T98710	125	50	30	4+4
T98711	125	50	35	4+4
T98712	125	50	40	4+4
T98713	125	50	50	4+4
T98714	125	60	30	4+4
T98715	125	60	35	4+4
T98716	125	60	40	4+4
T98717	125	60	50	4+4
T98718	125	80	30	4+4
T98719	125	80	35	4+4
T98720	125	80	40	4+4
T98721	125	80	50	4+4
T98722	125	120	30	4+4
T98723	125	120	35	4+4
T98724	125	120	40	4+4
T98725	125	120	50	4+4

PARTI DI RICAMBIO Spare parts	DIMENSIONI
COLTELLO	50x12x1,5
COLTELLO	60x12x1,5
COLTELLO	80x13x2
COLTELLO	120x13x2,2
RASANTE	14x14x2
CUNEO	49
CUNEO	59
CUNEO	79
CUNEO	119




- D = diametro totale
- d = diametro foro
- Z = tagliente
- S = spessore

**TESTA PORTACOLTELLI PER SMUSSI
O PER SPIANARE**

Adze block heads for planing or chanfering

Art.T963

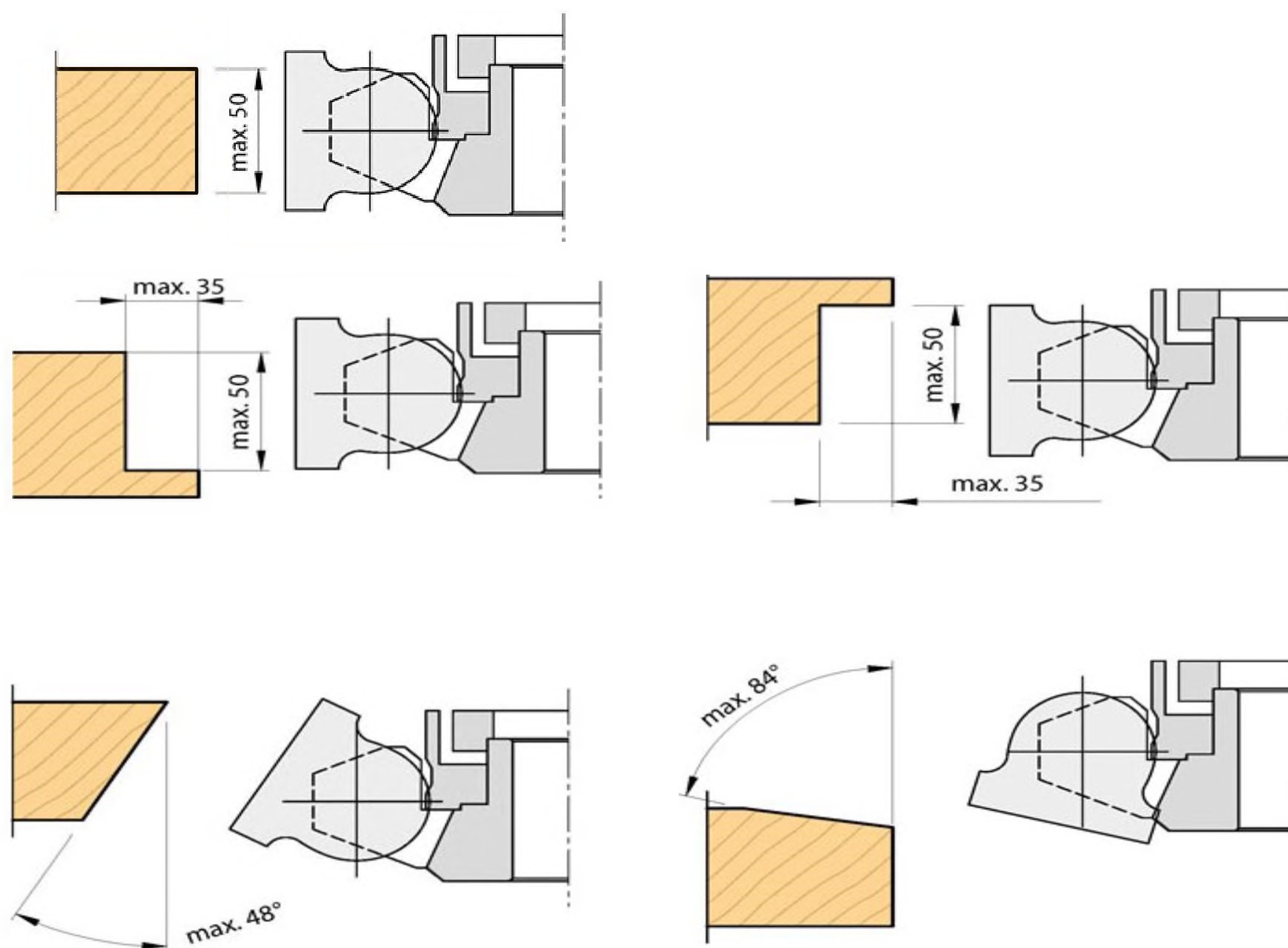


CODICE	D mm	S mm	d mm	Z
T96310	165	50	30	2+4
T96311	165	50	35	2+4
T96312	165	50	40	2+4
T96313	165	50	50	2+4

PARTI DI RICAMBIO
Spare parts

DIMENSIONI

COLTELLO	50x12x1,5
RASANTE	14x14x2
CUNEO	49
VITE	M5x7
VITE	M8x12



- D = diametro totale
- d = diametro foro
- Z = tagliente
- S = spessore

TESTA PORTACOLTELLI MULTIRAGGIO

Multiradius cutterhead

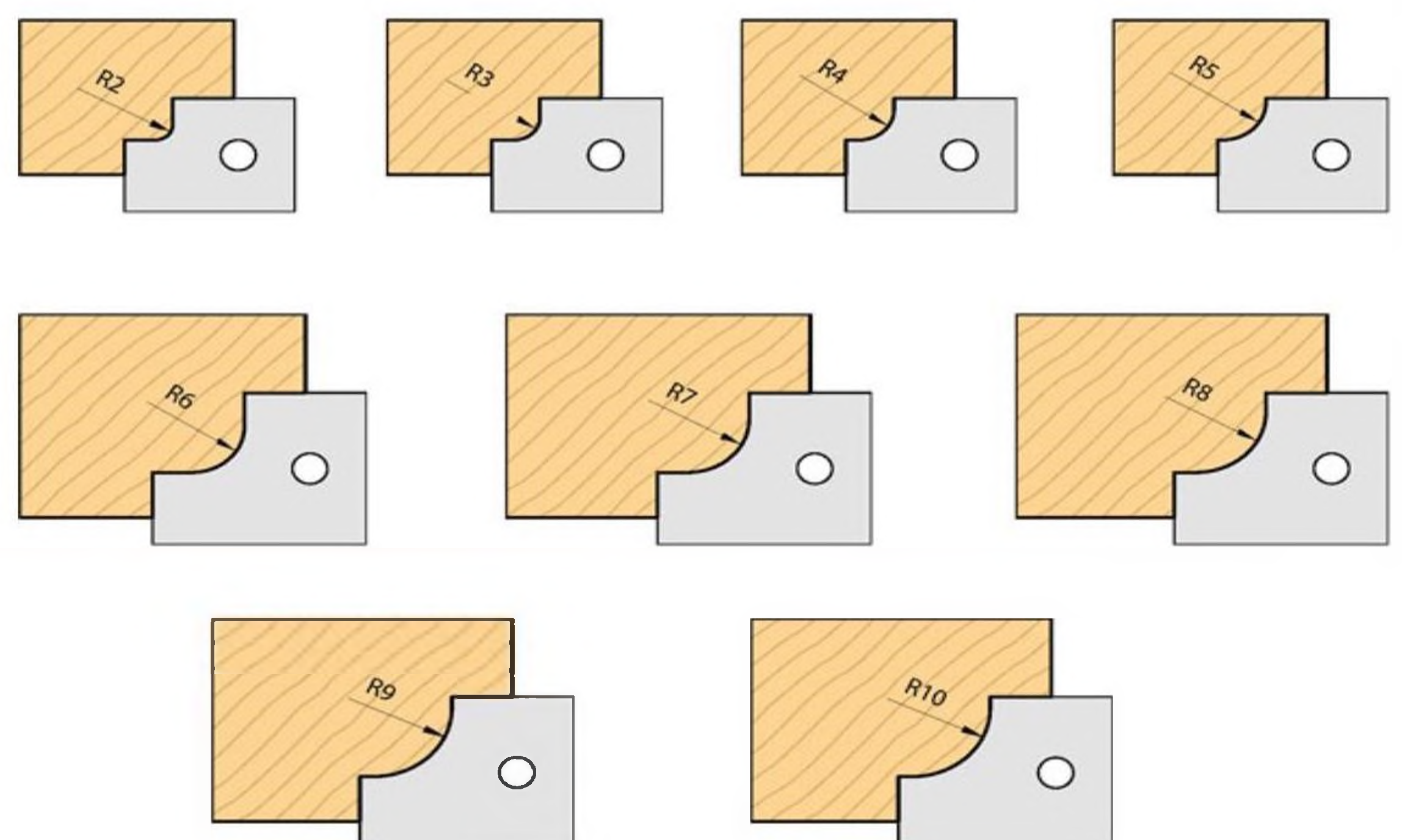
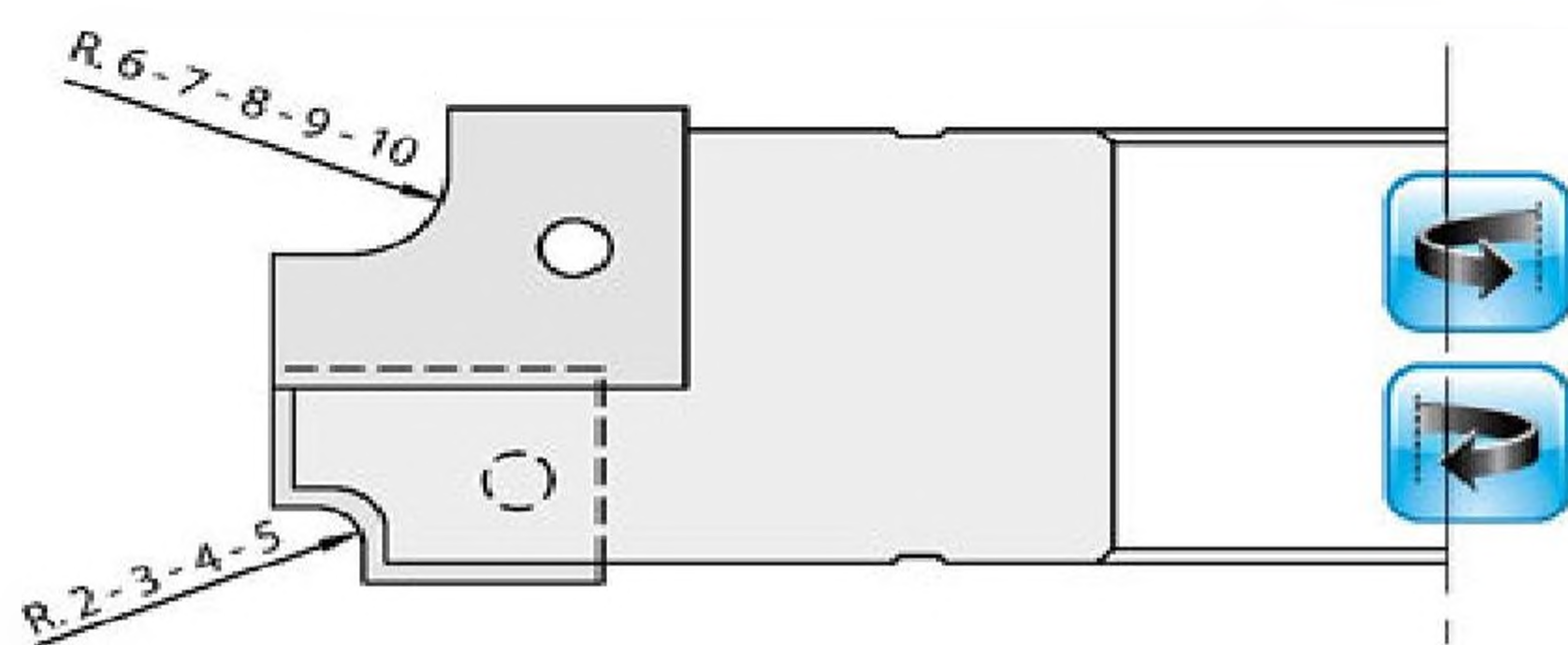
Art.T2052



Rpm 5500/9500

CODICE	D mm	S mm	d mm	Z	R mm
T205210	140	30	30	2+2	2-3-4-5-6-7-8-9-10
T205211	140	30	35	2+2	2-3-4-5-6-7-8-9-10
T205212	140	30	40	2+2	2-3-4-5-6-7-8-9-10
T205213	140	30	50	2+2	2-3-4-5-6-7-8-9-10

PARTI DI RICAMBIO Spare parts	R	DIMENSIONI
COLTELLO	2	15x25x2
COLTELLO	3	15x25x2
COLTELLO	4	15x25x2
COLTELLO	5	15x25x2
COLTELLO	6	20x30x2
COLTELLO	7	20x30x2
COLTELLO	8	20x30x2
COLTELLO	9	20x30x2
COLTELLO	10	20x30x2
CUNEO		14
CUNEO		19
OGIVA		M8
VITE		M8-M6
CHIAVE		



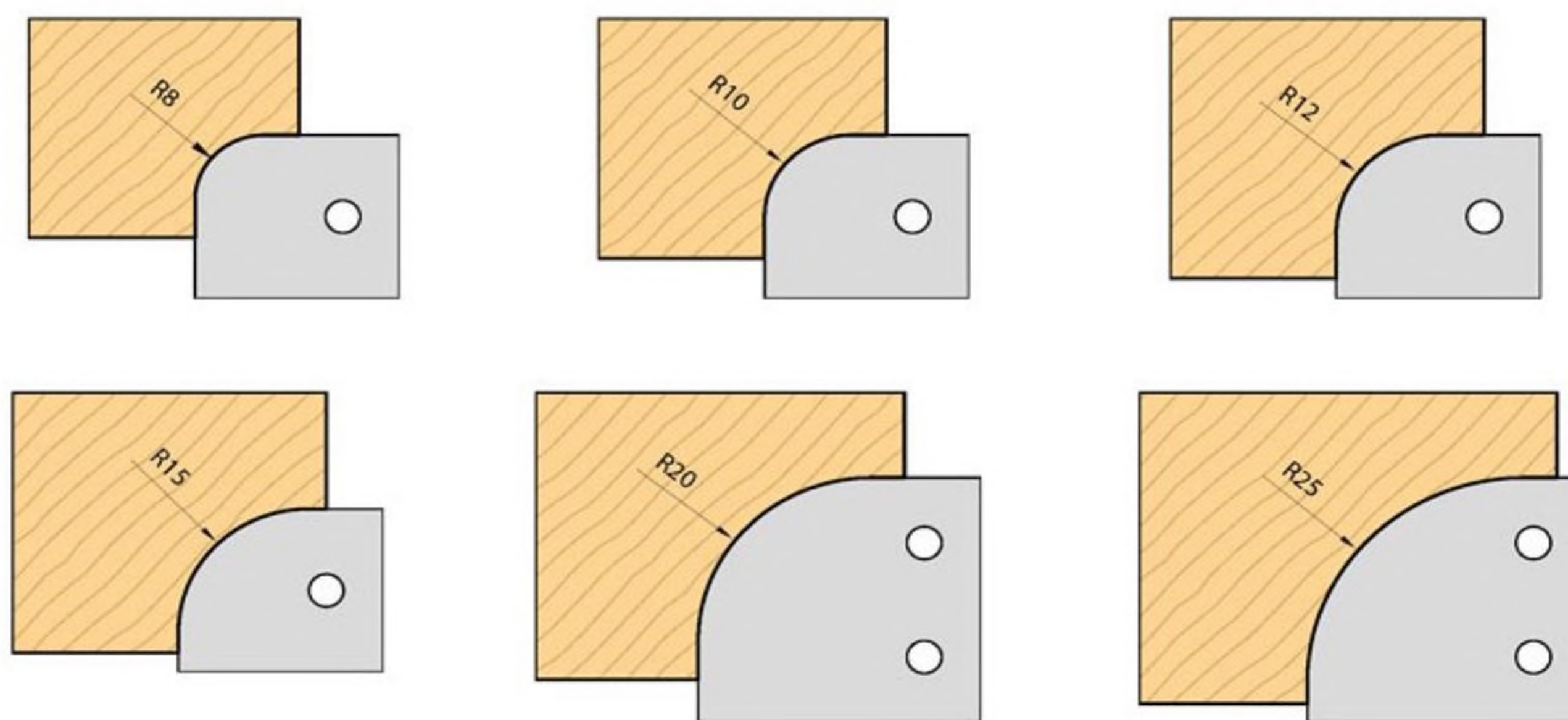
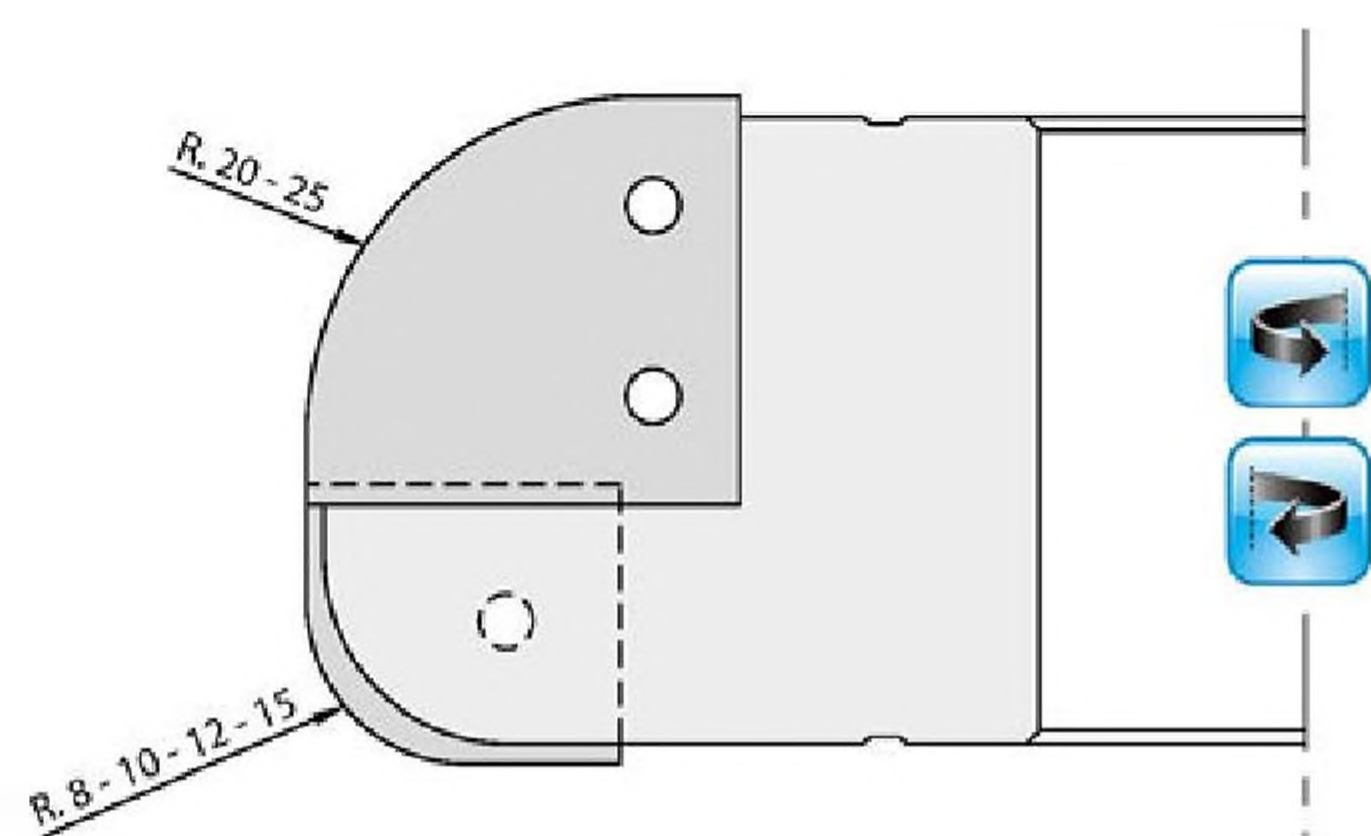
- D = diametro totale
- d = diametro foro
- Z = tagliente
- S = spessore



Rpm 5000/8500

CODICE	D mm	d mm	Z	R mm
T202510	150	30	2+2	8-10-12-15-20-25
T202511	150	35	2+2	8-10-12-15-20-25
T202512	150	40	2+2	8-10-12-15-20-25
T202513	150	50	2+2	8-10-12-15-20-25

PARTI DI RICAMBIO Spare parts	R	DIMENSIONI
COLTELLO	8	20x30x2
COLTELLO	10	20x30x2
COLTELLO	12	20x30x2
COLTELLO	15	20x30x2
COLTELLO	20	30x35x2
COLTELLO	25	30x35x2
CUNEO		19
CUNEO		29
OGIVA		M8
VITE		M8-M6
CHIAVE		



- D = diametro totale
- d = diametro foro
- Z = tagliente
- S = spessore

**TESTA PER PIATTABANDA
MULTIPROFILO**

Multiprofile plateband cutterhead

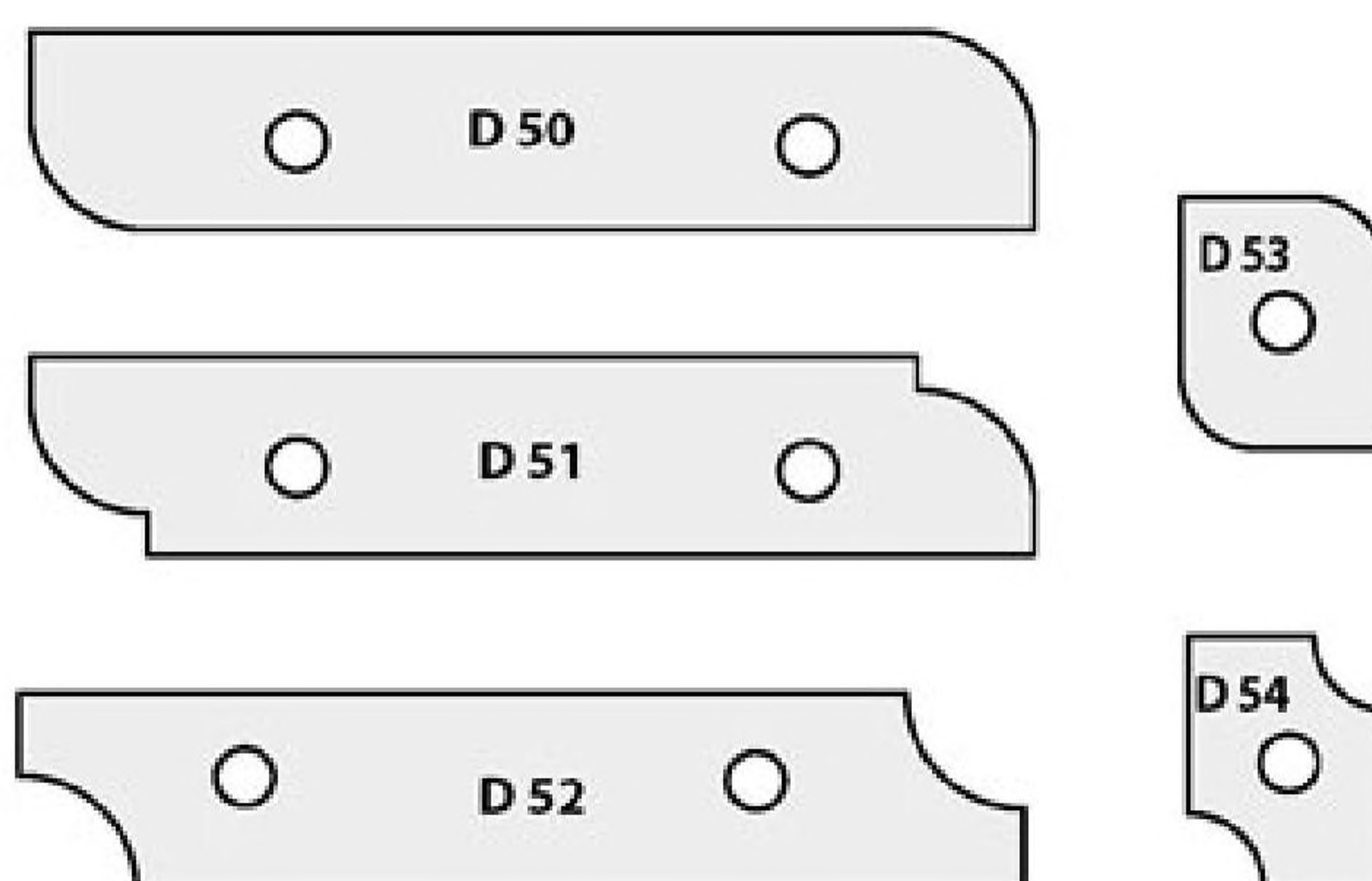
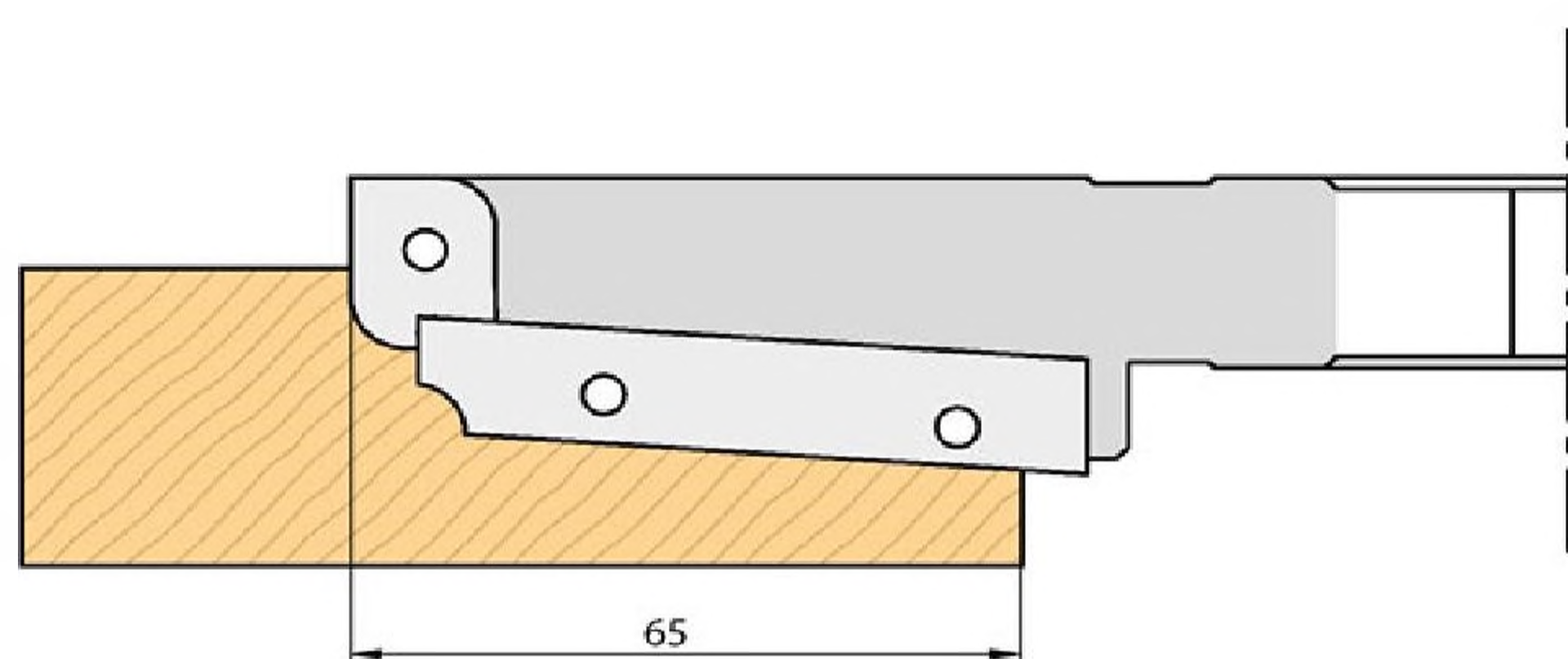
Art.T1109A



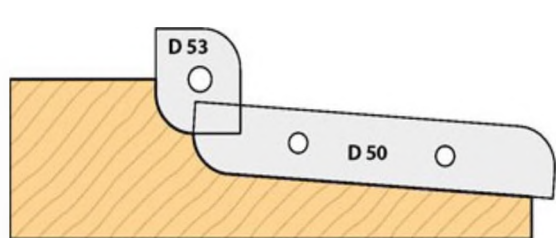
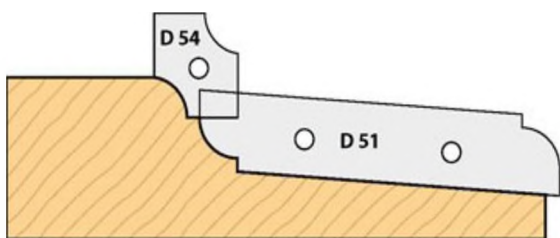
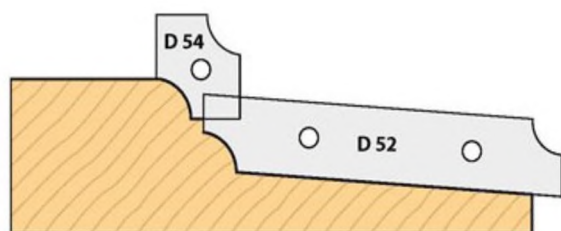
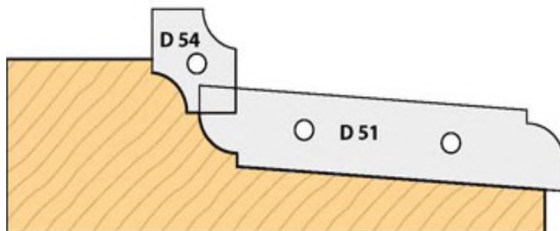
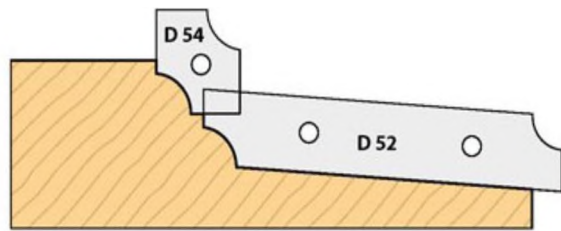
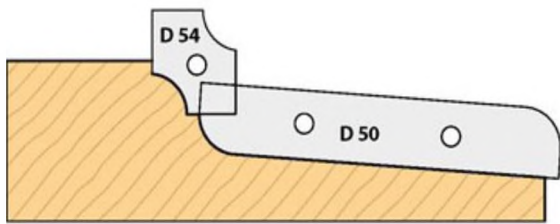
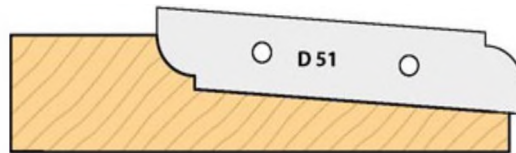
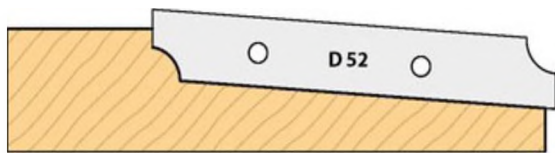
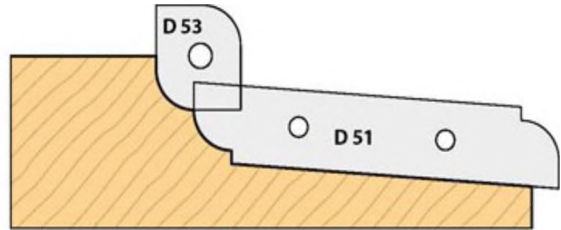
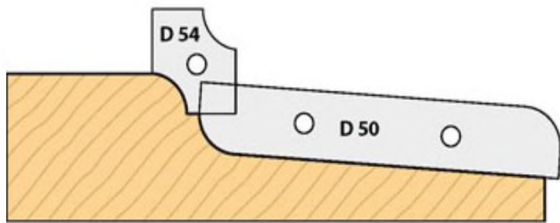
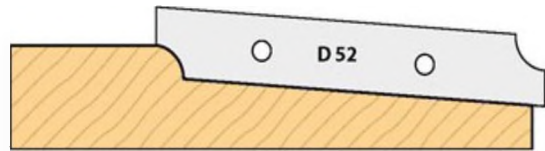
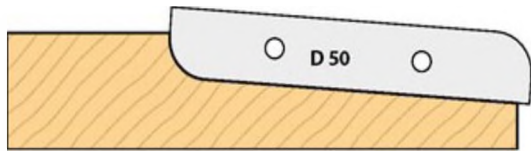
Rpm 3900/6500

CODICE	D mm	S mm	d mm	Z
T1109A10	200	30	30	2+2
T1109A11	200	30	35	2+2
T1109A12	200	30	40	2+2
T1109A13	200	30	50	2+2

PARTI DI RICAMBIO Spare parts	DIMENSIONI
COLTELLO	60x12x1,5
COLTELLO	60x12x1,5
COLTELLO	60x12x1,5
COLTELLO	20x12x1,5
COLTELLO	20x12x1,5
CUNEO	19
CUNEO	49
OGIVA	M8
VITE	M8-M6
CHIAVE	



- D = diametro totale
- d = diametro foro
- Z = tagliente
- S = spessore



**TESTA PER PIATTABANDA
MULTIPROFILO**

Multiprofile plateband cutterhead

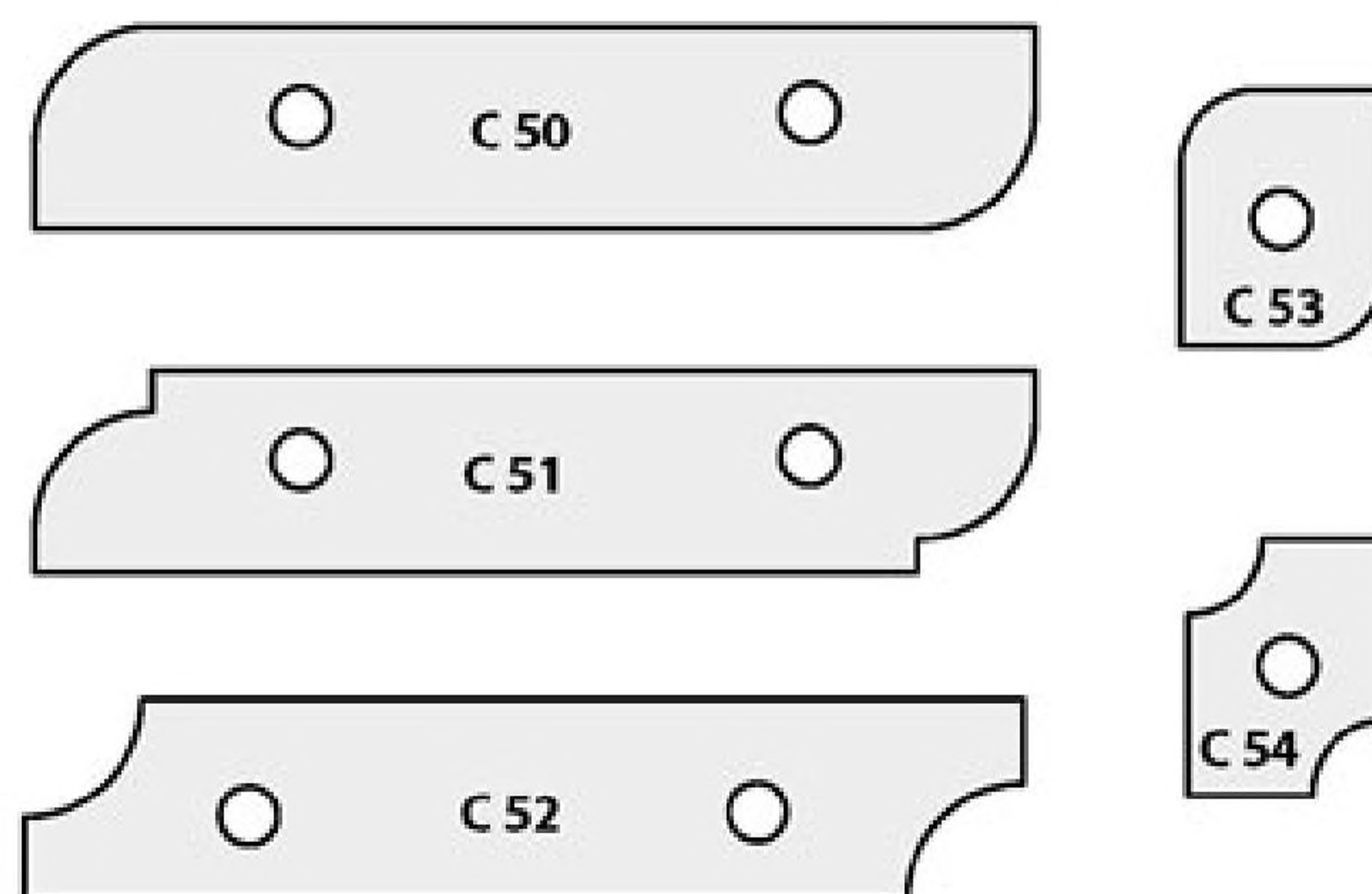
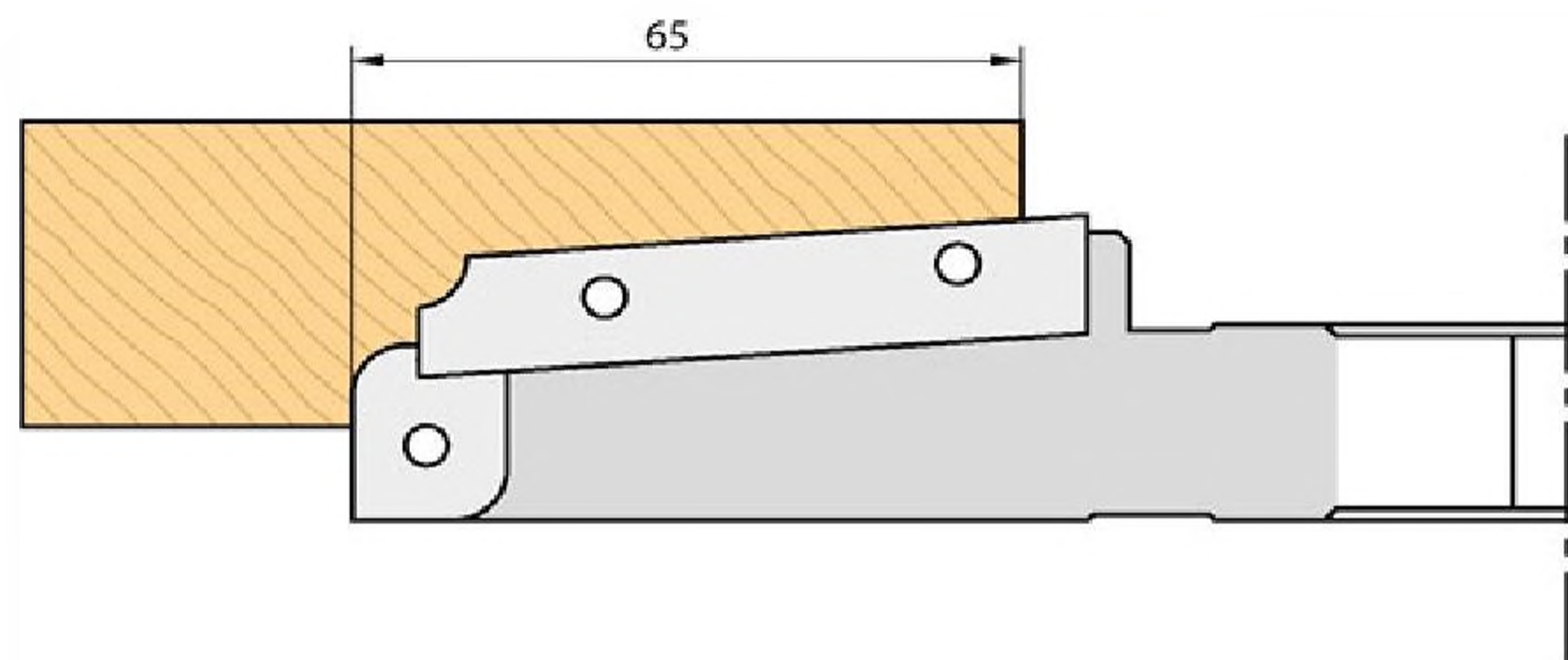
Art.T1109B



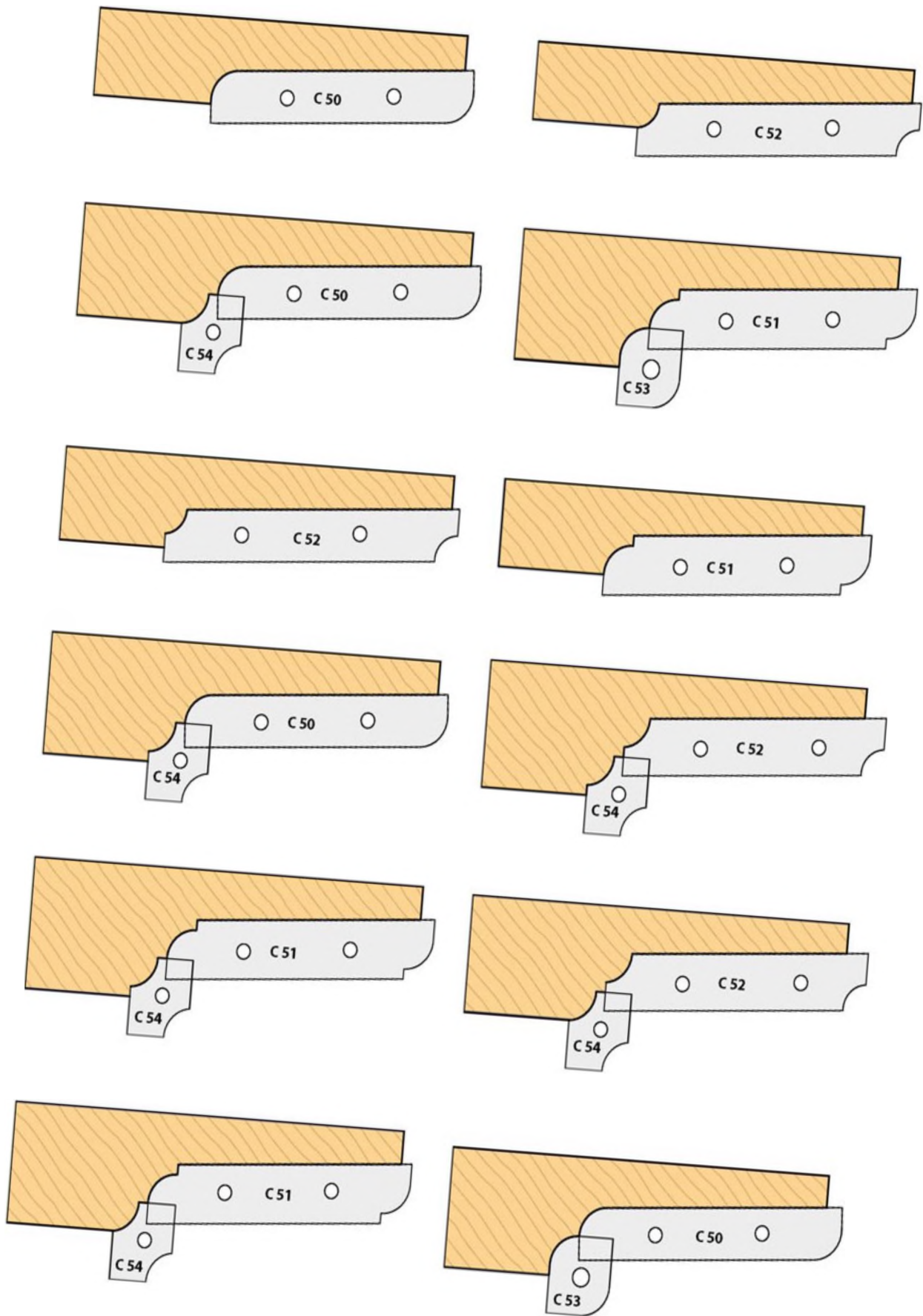
Rpm 3900/6500

CODICE	D mm	S mm	d mm	Z
T1109B10	200	30	30	2+2
T1109B11	200	30	35	2+2
T1109B12	200	30	40	2+2
T1109B13	200	30	50	2+2

PARTI DI RICAMBIO Spare parts	DIMENSIONI
COLTELLO	60x12x1,5
COLTELLO	60x12x1,5
COLTELLO	60x12x1,5
COLTELLO	20x12x1,5
COLTELLO	20x12x1,5
CUNEO	19
CUNEO	49
OGIVA	M8
VITE	M8-M6
CHIAVE	



- D = diametro totale
- d = diametro foro
- Z = tagliente
- S = spessore

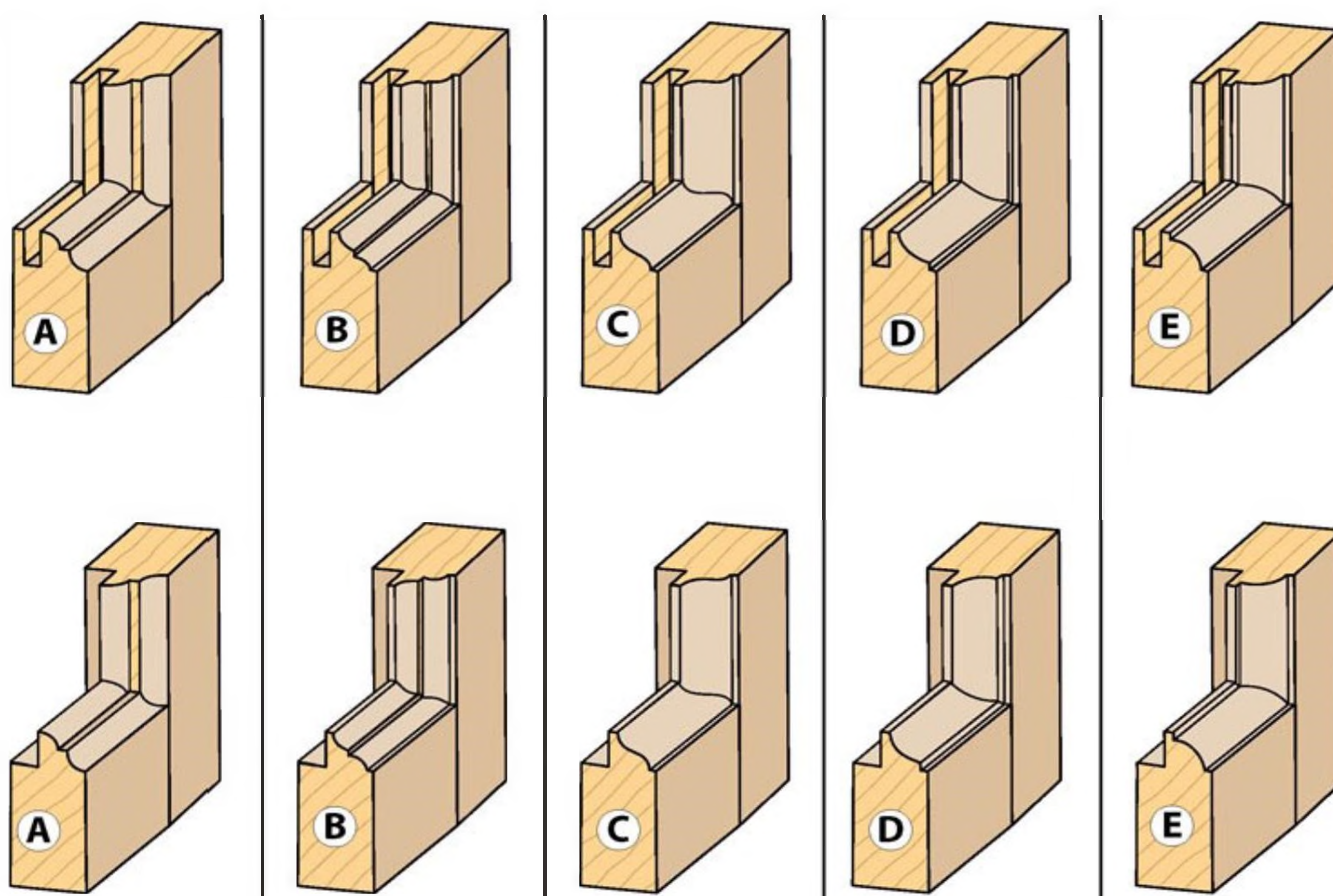




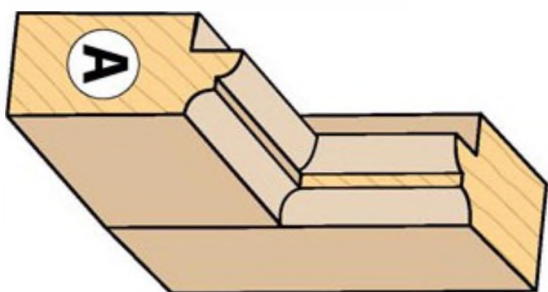
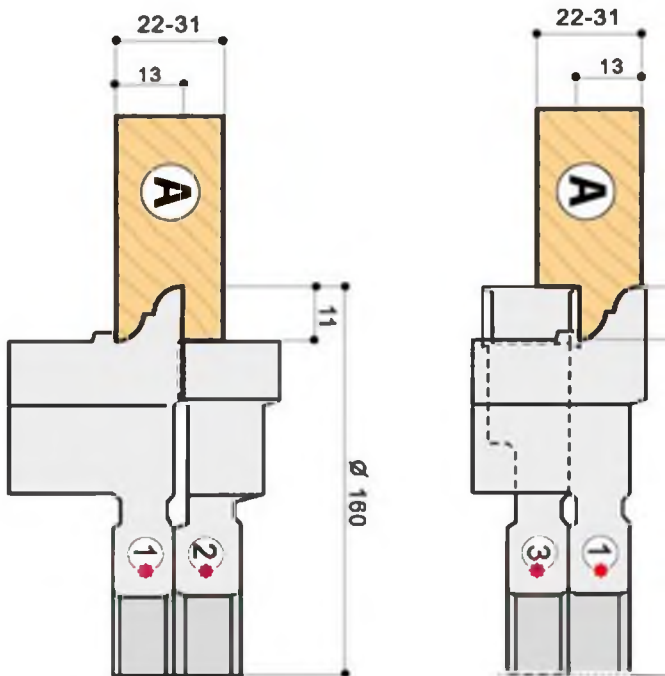
Rpm 4800/7000

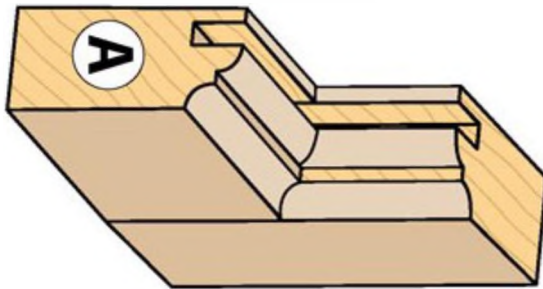
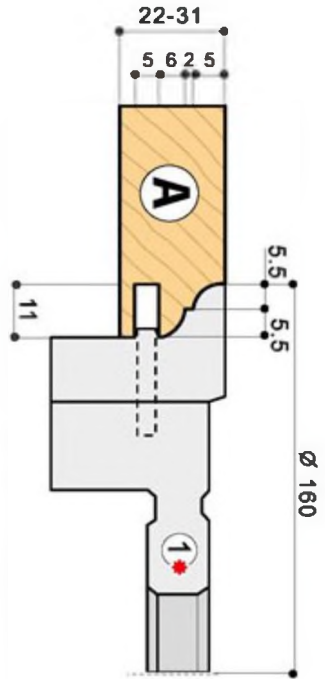
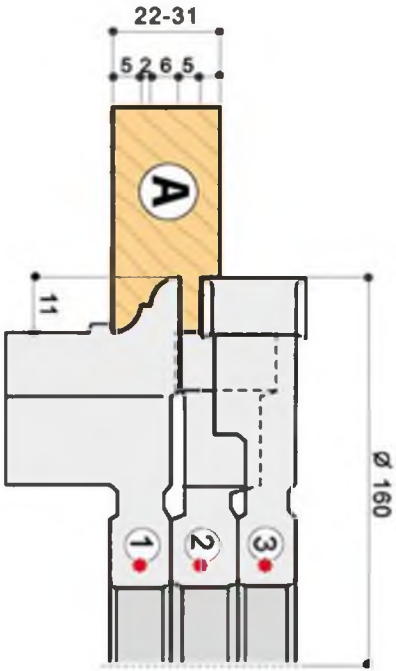
CODICE	D mm	S mm	d mm	Z
T200110	160	40	30	2
T200111	160	40	35	2
T200112	160	40	40	2
T200113	160	40	50	2

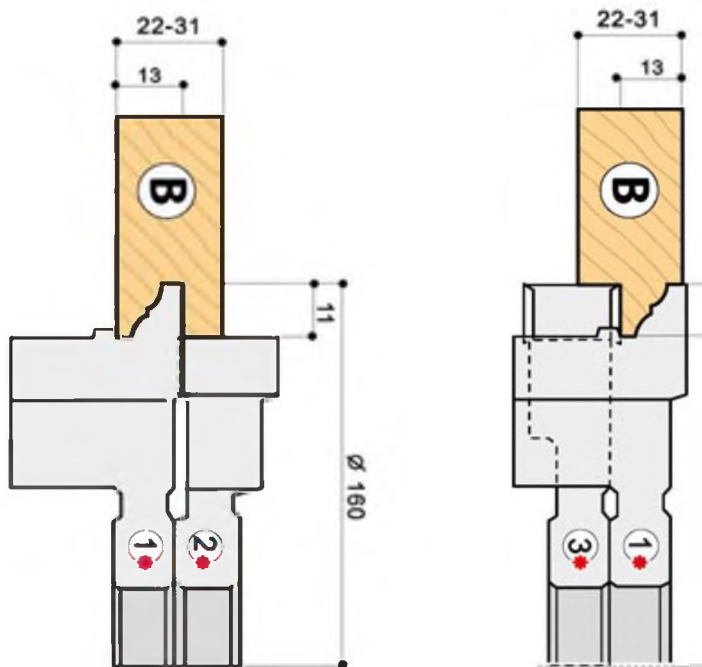
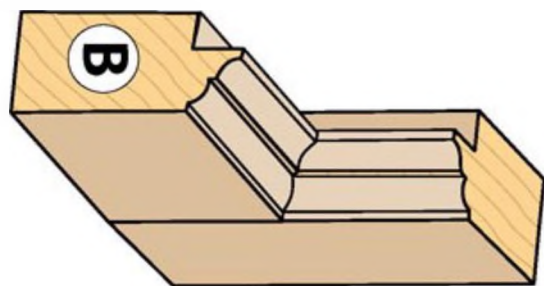
PARTI DI RICAMBIO Spare parts		Rif.	DIMENSIONI
COLTELLO	1	A	35x30x2
COLTELLO	1	B	35x30x2
COLTELLO	1	C	35x30x2
COLTELLO	1	D	35x30x2
COLTELLO	1	E	35x30x2
COLTELLO	2-3		20x12x1,5
COLTELLO	3		14x14x2
COLTELLO	1		34x16x5
CUNEO	3-2		
CUNEO	1		
VITE			
CHIAVE			

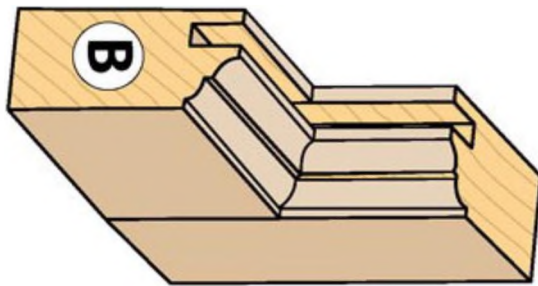
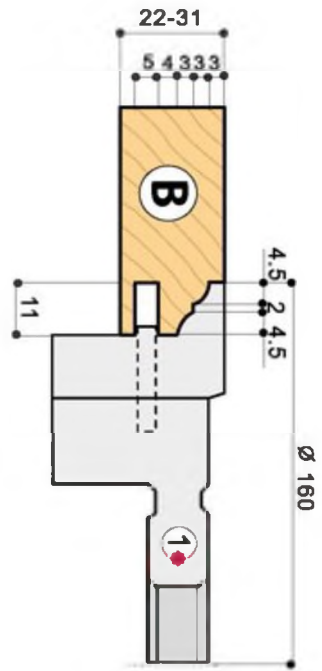
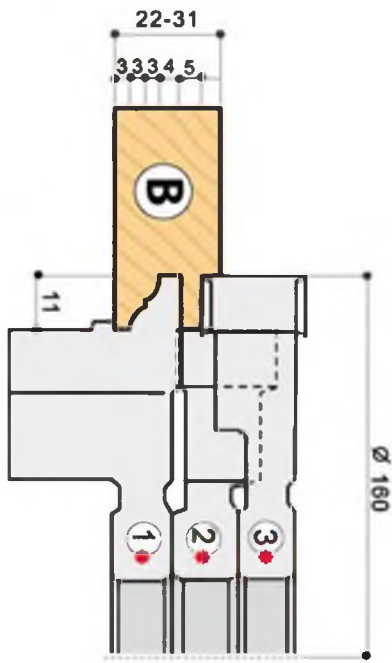


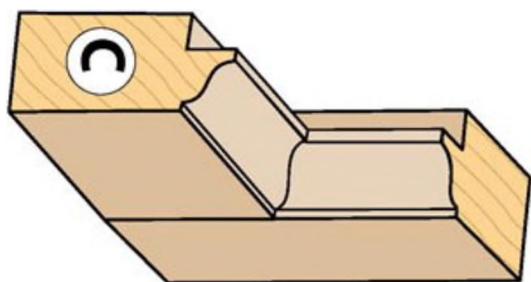
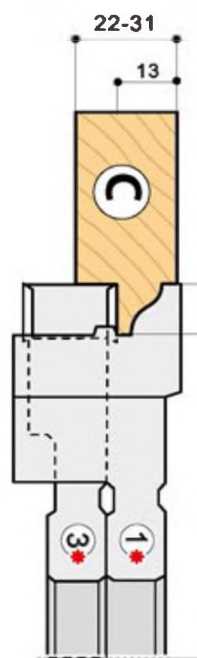
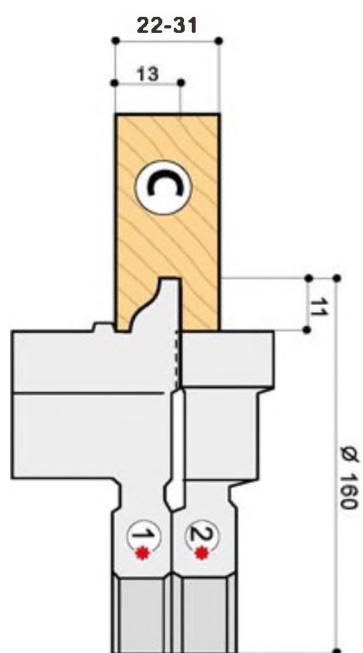
- D = diametro totale
- d = diametro foro
- Z = tagliente
- S = spessore

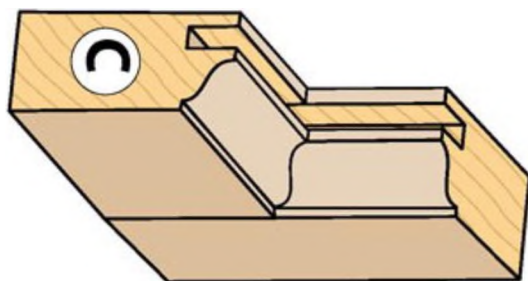
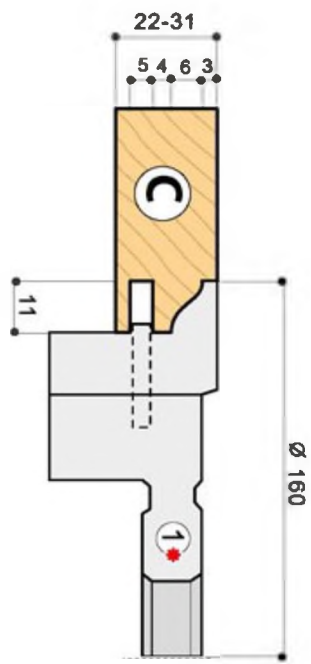
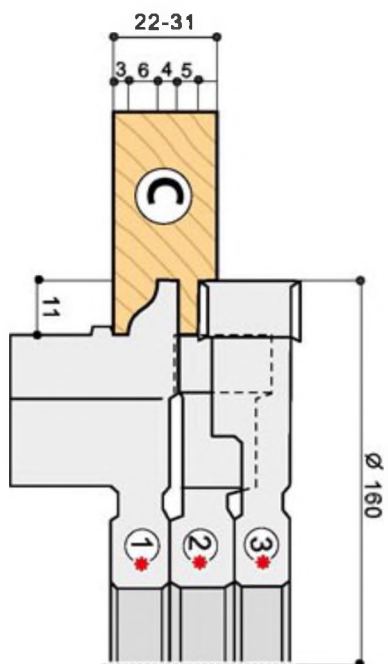


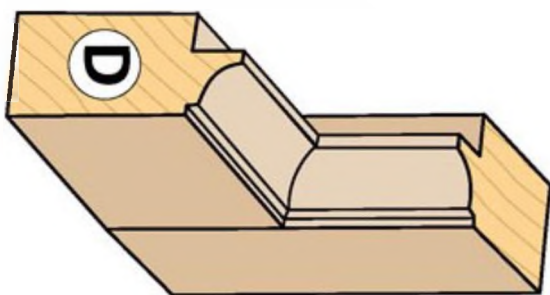
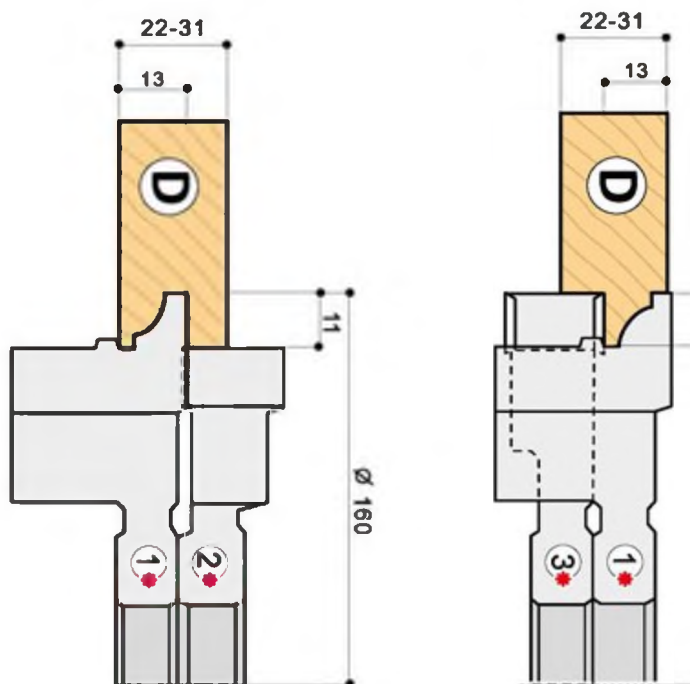



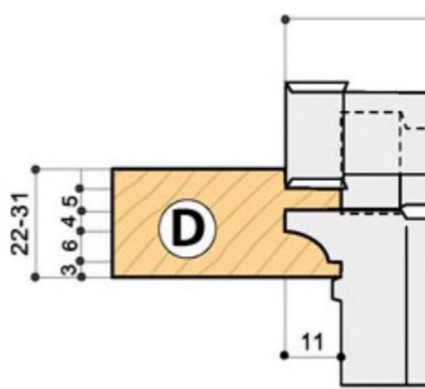
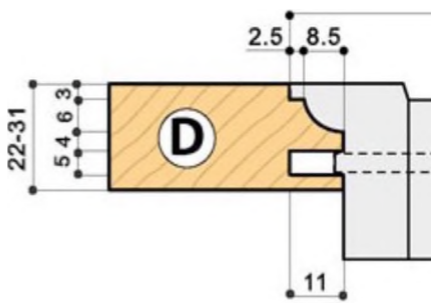


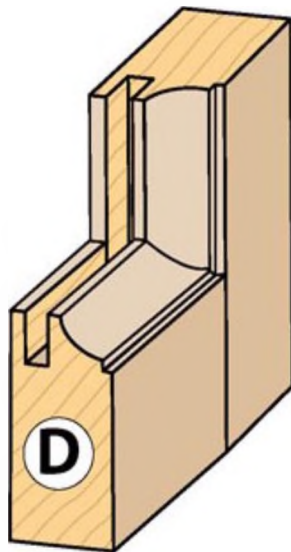
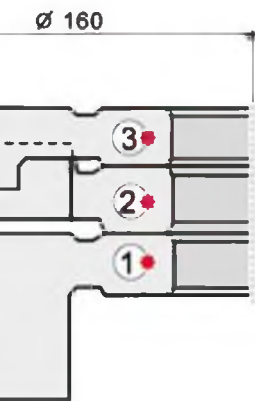
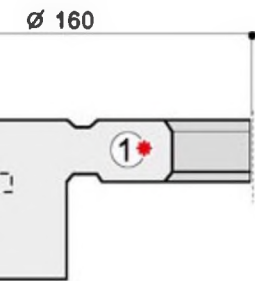


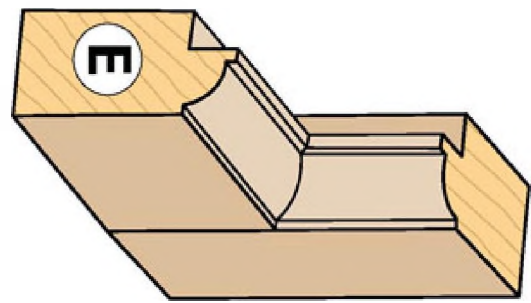
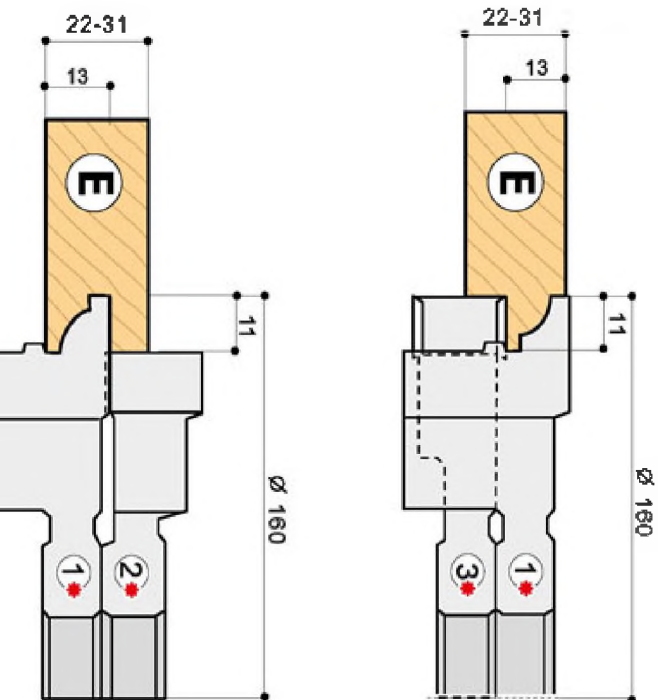


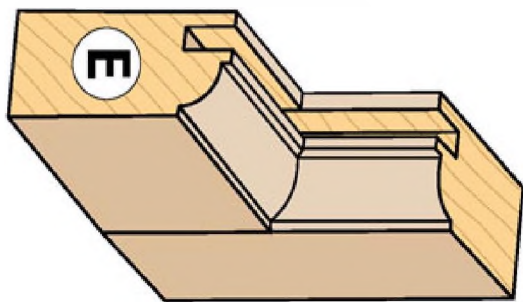
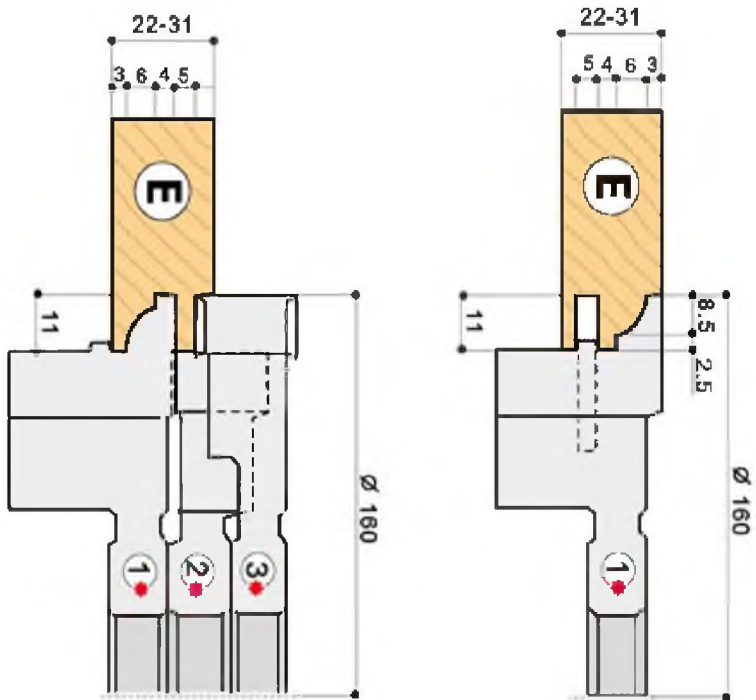












TESTA PER GIUNZIONE 45°

Cutterhead for joint 45°

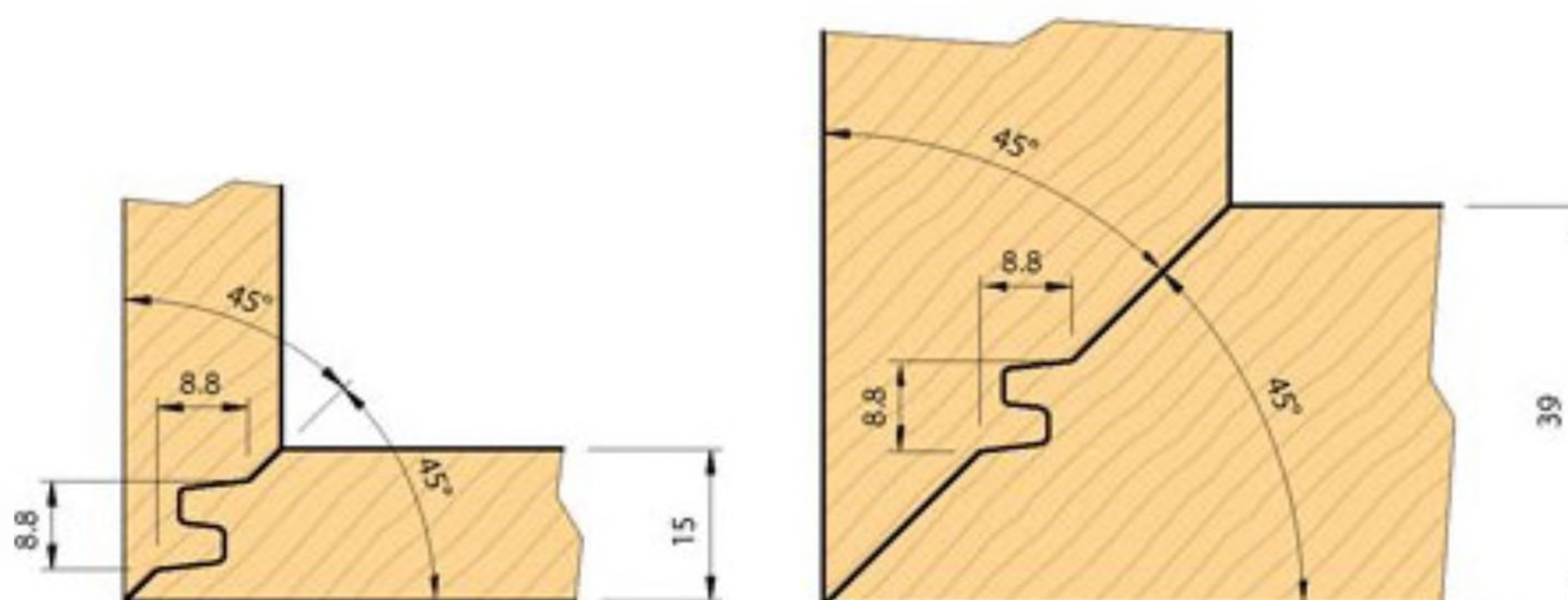
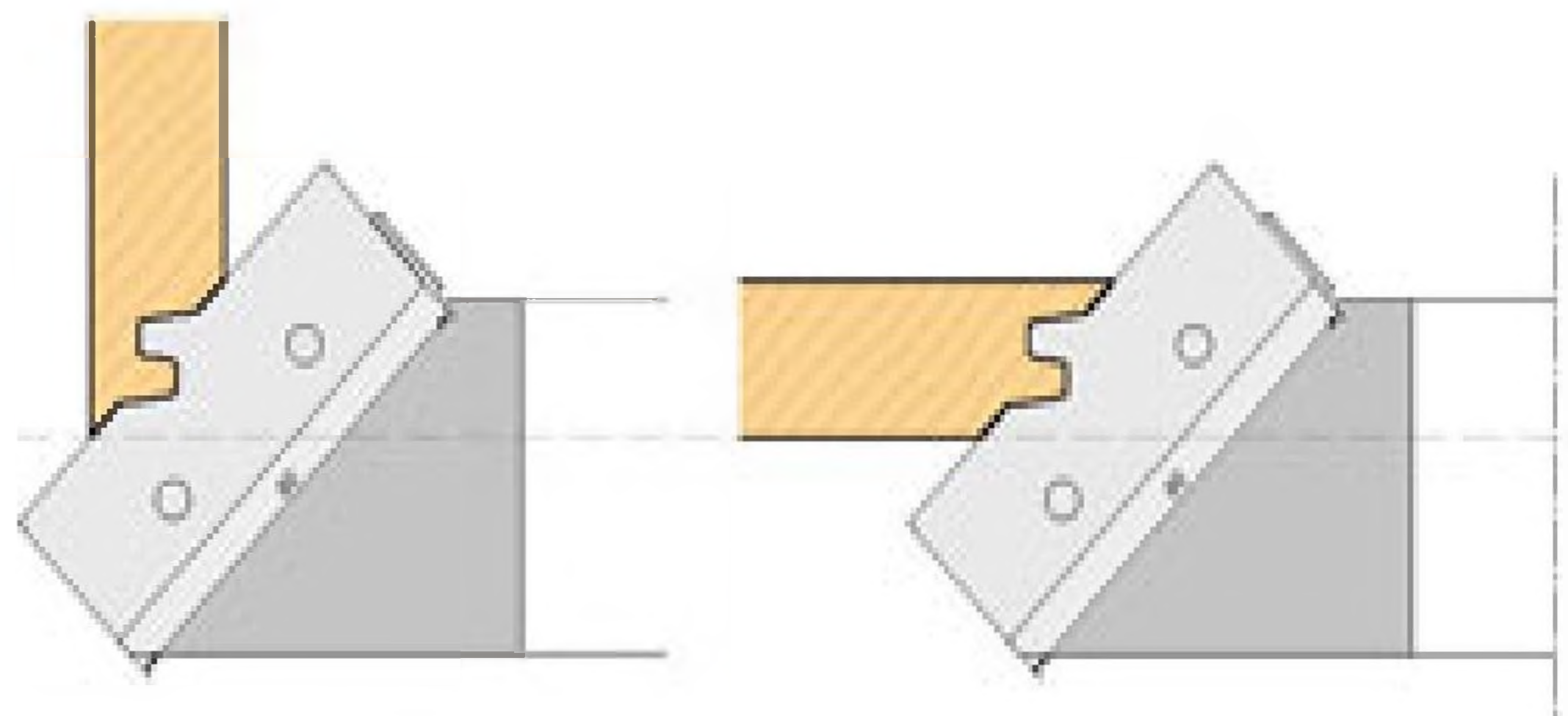
Art.T01102



CODICE	D mm	S mm	d mm	Z
T0110210	180	60	30	3
T0110211	180	60	35	3
T0110212	180	60	40	3
T0110213	180	60	50	3

PARTI DI RICAMBIO Spare parts	DIMENSIONI
COLTELLO	60x25x2
CUNEO	59
VITE	
CHIAVE	

Rpm 4300/7300




- D = diametro totale
- d = diametro foro
- Z = tagliente
- S = spessore

**TESTA PER GIUNZIONE A SPESSORE
REGILABILE**

Adjustable cutterhead for joint

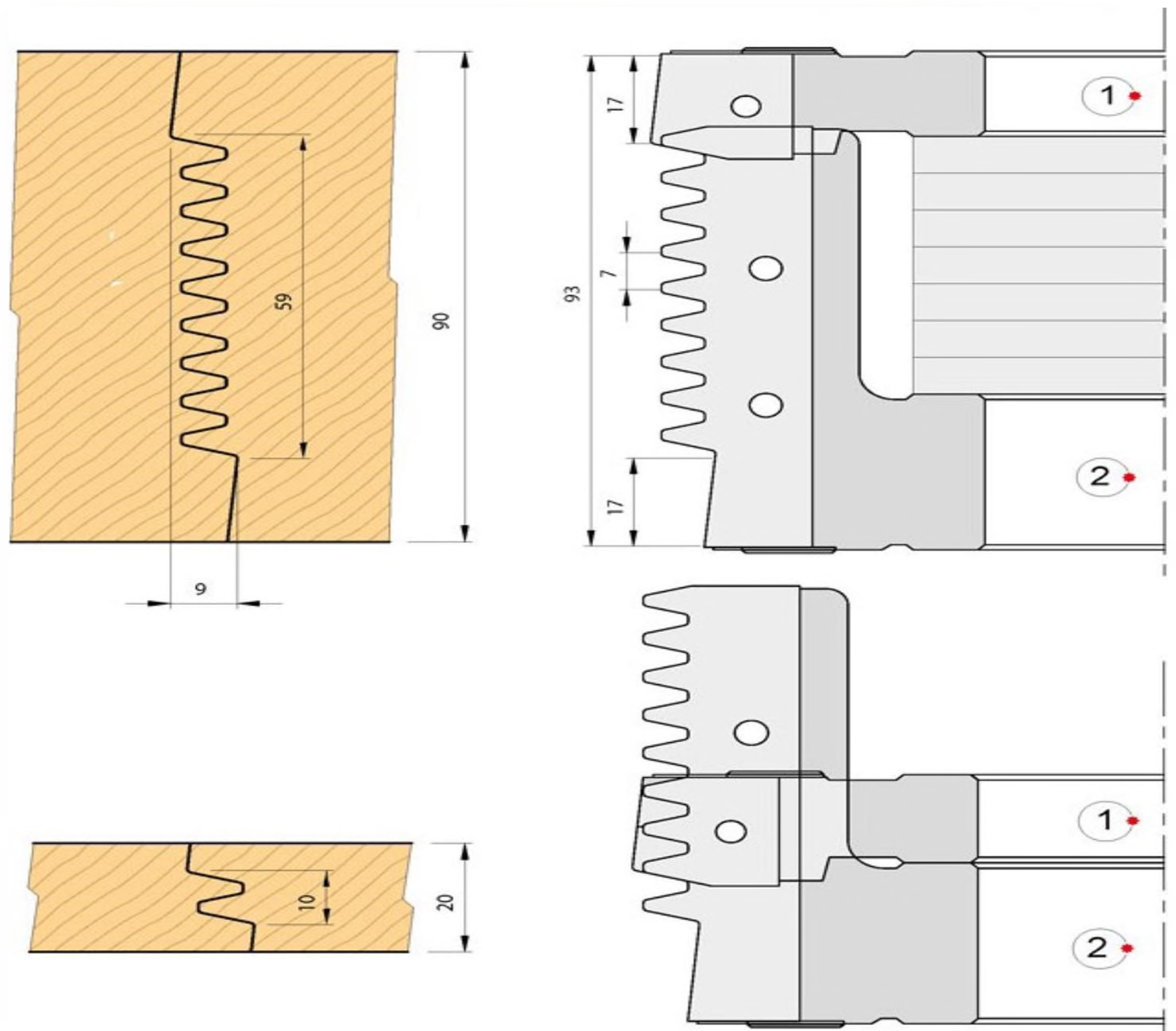
Art.T2036



Rpm 4800/8300

CODICE	D mm	S mm	d mm	Z
T203610	140	93	30	2
T203611	140	93	35	2
T203612	140	93	40	2
T203613	140	93	50	2

PARTI DI RICAMBIO Spare parts	DIMENSIONI	
COLTELLO	1	20x20x2
COLTELLO	2	80x25x2
CUNEO	1	19
CUNEO	2	79
VITE	1-2	
CHIAVE	1-2	



- D = diametro totale
- d = diametro foro
- Z = tagliente
- S = spessore

**TESTA PER GIUNZIONE A SPESSORE
REGILABILE**

Adjustable cutterhead for joint

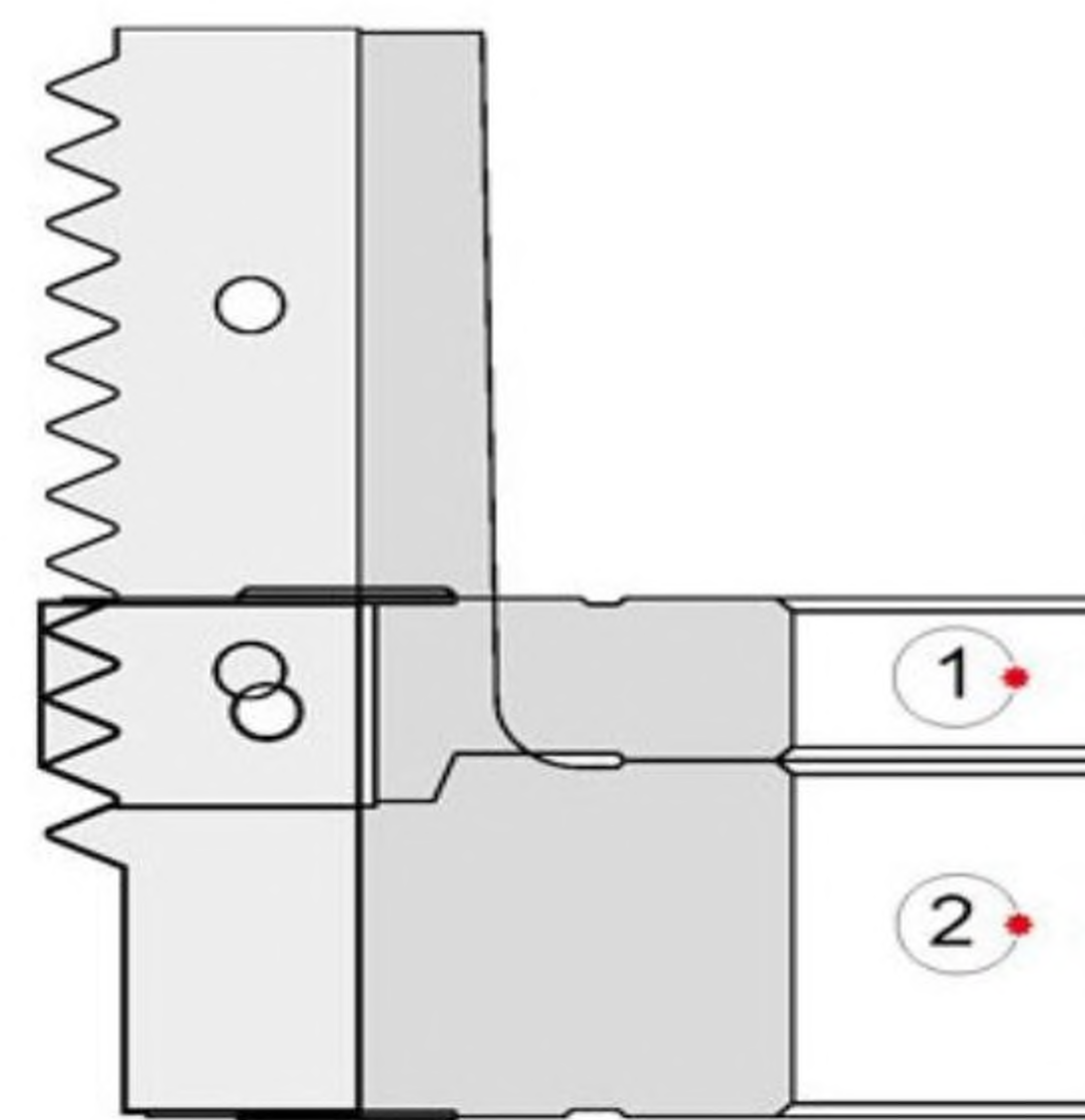
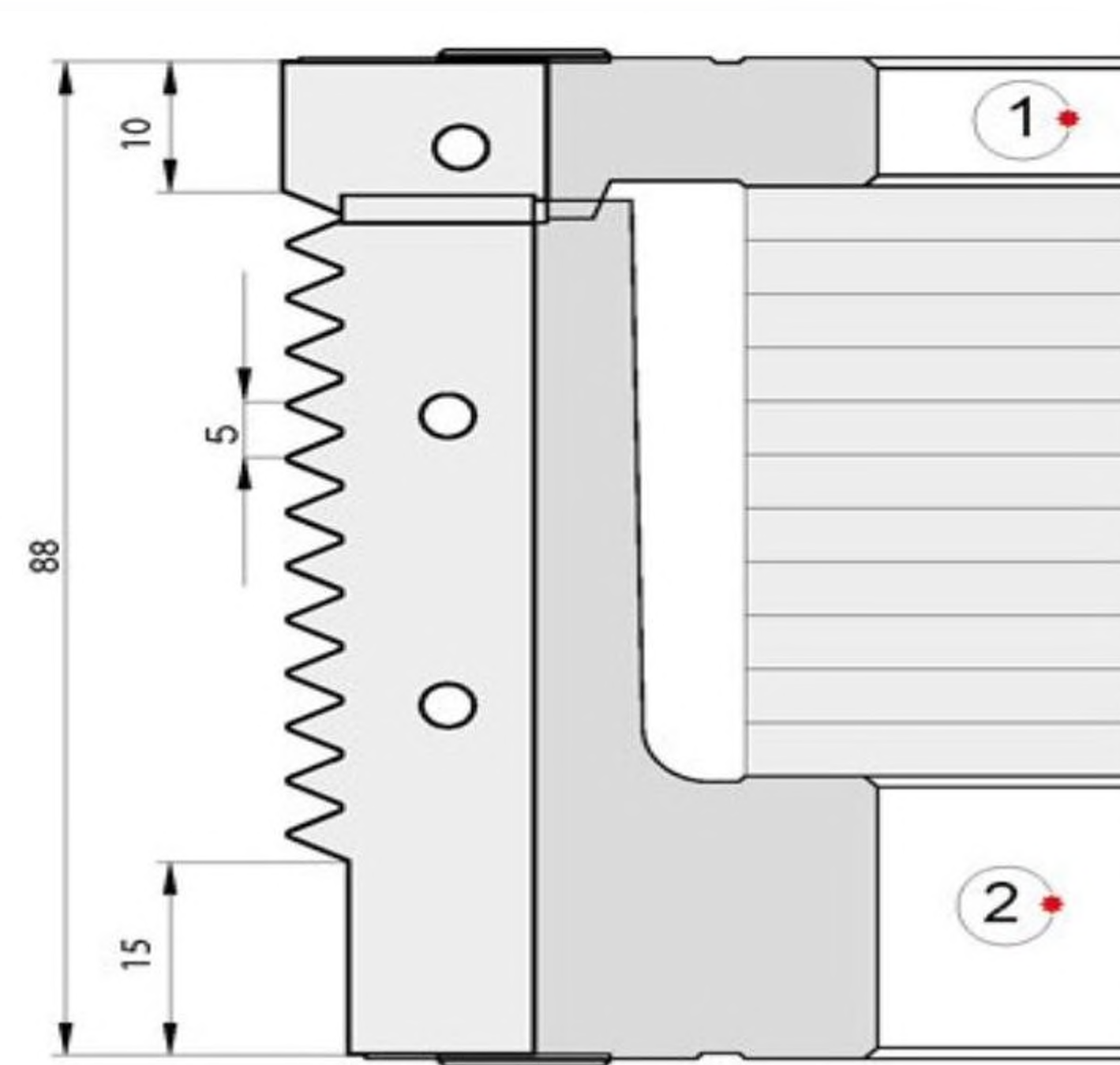
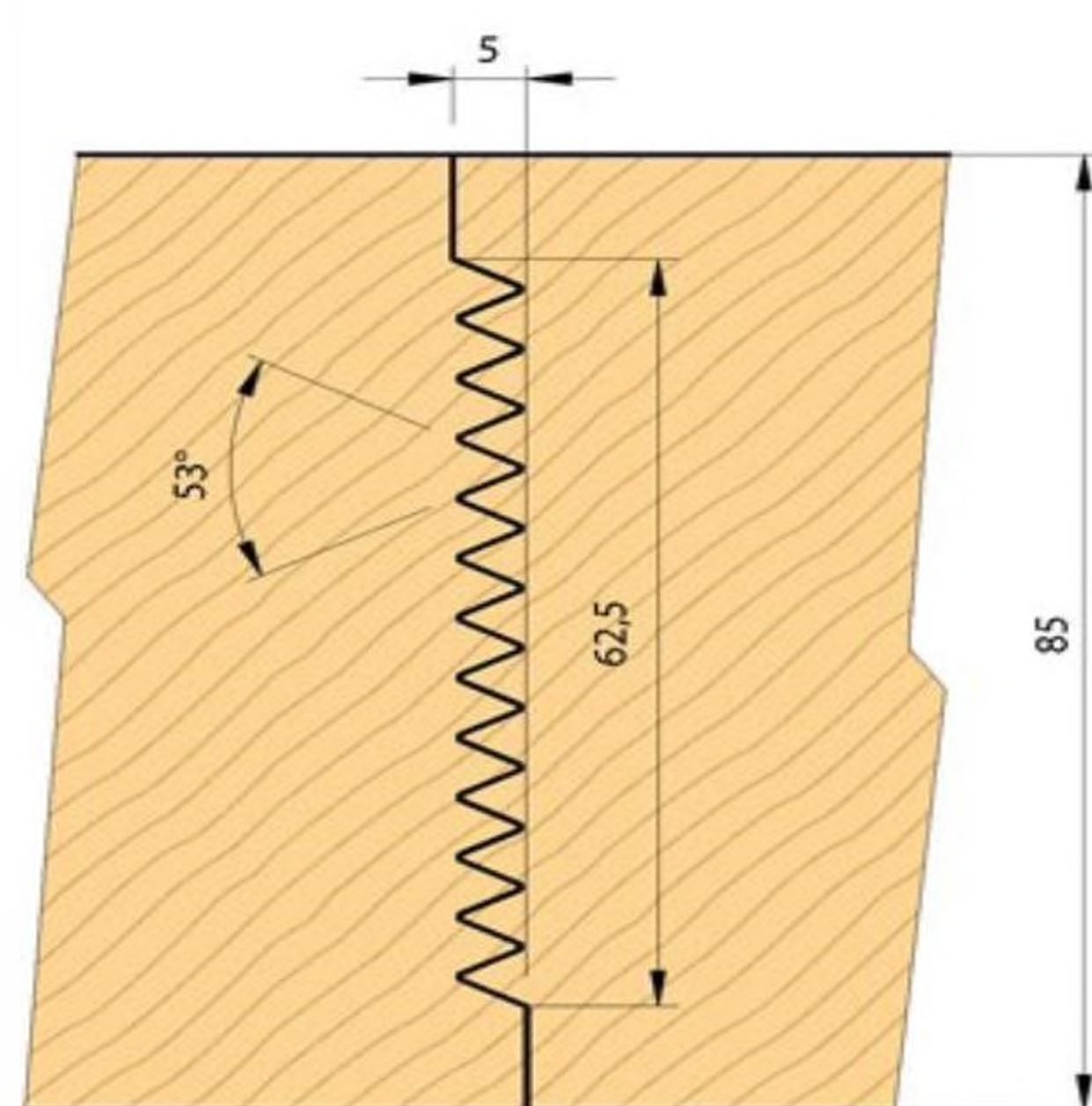
Art.T2037




Rpm 4800/6300

CODICE	D mm	S mm	d mm	Z
T203710	140	90	30	2
T203711	140	90	35	2
T203712	140	90	40	2
T203713	140	90	50	2

PARTI DI RICAMBIO Spare parts	DIMENSIONI	
COLTELLO	1	15x20x2
COLTELLO	2	80x20x2
CUNEO	1	14
CUNEO	2	79
VITE	1-2	
CHIAVE	1-2	



- D = diametro totale
- d = diametro foro
- Z = tagliente
- S = spessore



D 125 Rpm 6200/10000
D150 Rpm 4800/8300
D 180 Rpm 4300/7400

CODICE	D mm	S mm	d mm	Z
T98910	125	56	30	3+3
T98911	125	56	35	3+3
T98912	125	56	40	3+3
T98913	125	56	50	3+3
T98914	150	56	30	3+3
T98915	150	56	35	3+3
T98916	150	56	40	3+3
T98917	150	56	50	3+3
T98918	180	56	30	3+3
T98919	180	56	35	3+3
T98920	180	56	40	3+3
T98921	180	56	50	3+3

PARTI DI RICAMBIO

Spare parts

DIMENSIONI

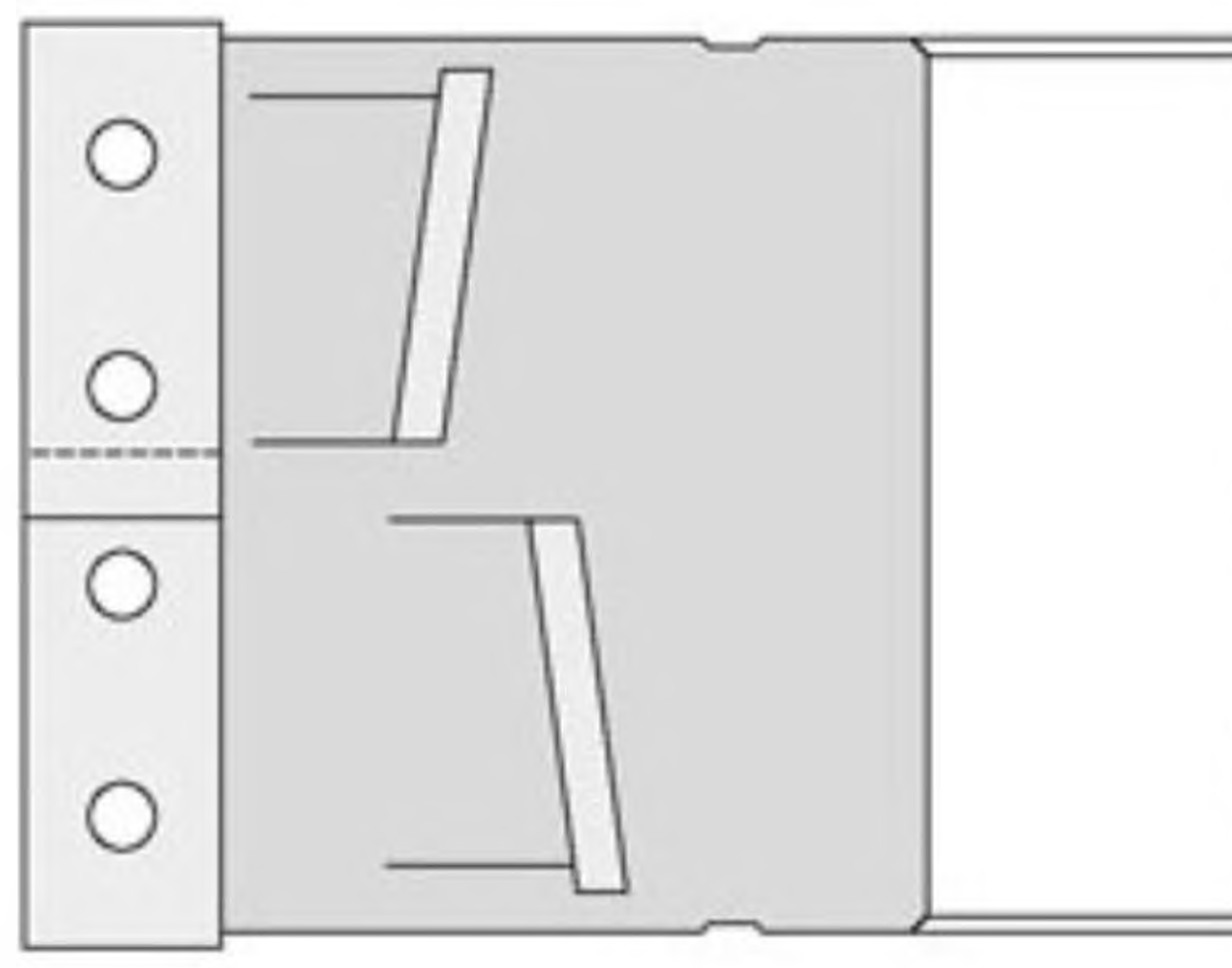

COLTELLO 30x12x1,5

CUNEO 29

OGIVA M8

VITE M8-M6

CHIAVE



- D = diametro totale
- d = diametro foro
- Z = tagliente
- S = spessore

**TESTA PER INCASTRI REGOLABILI
CON ANELLI**

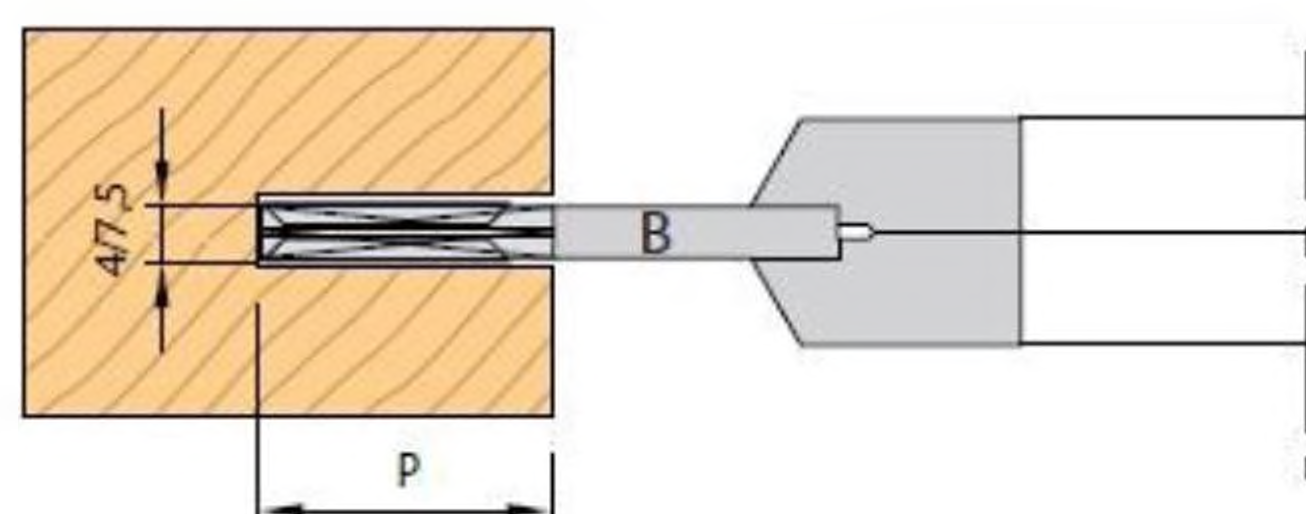
Adjustable cutterhead with ring

Art.T923A



D120 Rpm 4500/8500
D140 Rpm 5500/9500
D160 Rpm 5000/9000
D200 Rpm 4000/6000

CODICE	D mm	B mm	d mm	Z	P mm
T923A10	120	4/7,5	30	4+4	20
T923A11	120	4/7,5	35	4+4	20
T923A12	120	4/7,5	40	4+4	20
T923A13	140	4/7,5	30	4+4	25
T923A14	140	4/7,5	35	4+4	25
T923A15	140	4/7,5	40	4+4	25
T923A16	140	4/7,5	50	4+4	25
T923A17	160	4/7,5	30	8+4	35
T923A18	160	4/7,5	35	8+4	35
T923A19	160	4/7,5	40	8+4	35
T923A20	160	4/7,5	50	8+4	35
T923A21	200	4/7,5	30	8+4	45
T923A22	200	4/7,5	35	8+4	45
T923A23	200	4/7,5	40	8+4	45
T923A24	200	4/7,5	50	8+4	45



PARTI DI RICAMBIO Spare parts	DIMENSIONI
INSERTI PER INCASTRI	18x18x1,9
RASANTE	14x14x2
GHIERA	11,6x1,5x4
GHIERA	9,35x1,7x4
VITE	M4x3,2 TORX
CHIAVE	T9 TORX

- D = diametro totale
- d = diametro foro
- Z = tagliente
- S = spessore

**TESTA PER INCASTRI REGOLABILI
CON ANELLI**

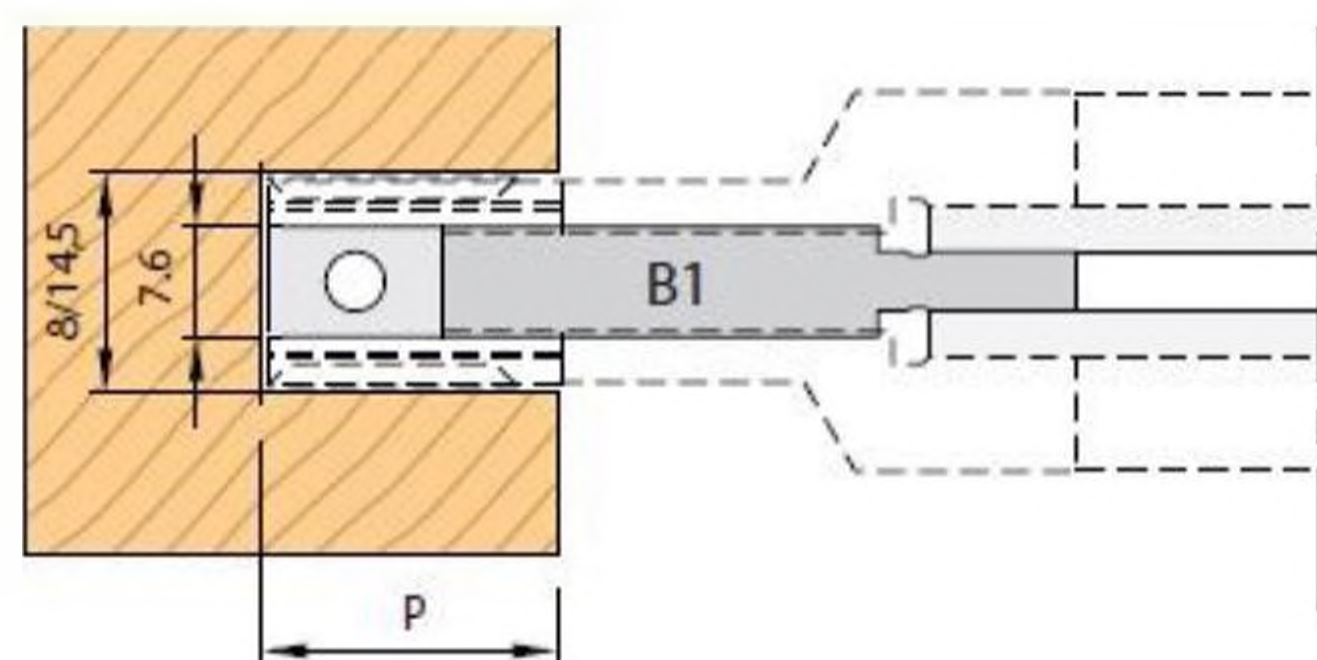
Adjustable cutterhead with ring

Art.T923A



D120 Rpm 4500/8500
D140 Rpm 5500/9500
D160 Rpm 5000/9000
D200 Rpm 4000/6000

CODICE	D mm	B1 mm	d mm	Z	P mm
T923A25	120	7,6	30	2	20
T923A26	120	7,6	35	2	20
T923A27	120	7,6	40	2	20
T923A28	140	7,6	30	2	25
T923A29	140	7,6	35	2	25
T923A30	140	7,6	40	2	25
T923A31	140	7,6	50	2	25
T923A32	160	7,6	30	2	35
T923A33	160	7,6	35	2	35
T923A34	160	7,6	40	2	35
T923A35	160	7,6	50	2	35
T923A36	200	7,6	30	2	45
T923A37	200	7,6	35	2	45
T923A38	200	7,6	40	2	45
T923A39	200	7,6	50	2	45



PARTI DI RICAMBIO Spare parts	DIMENSIONI
COLTELLO	7,6x12x1,5
CUNEO	7
VITE	M6x16
CHIAVE	T3

- D = diametro totale
- d = diametro foro
- Z = tagliente
- S = spessore

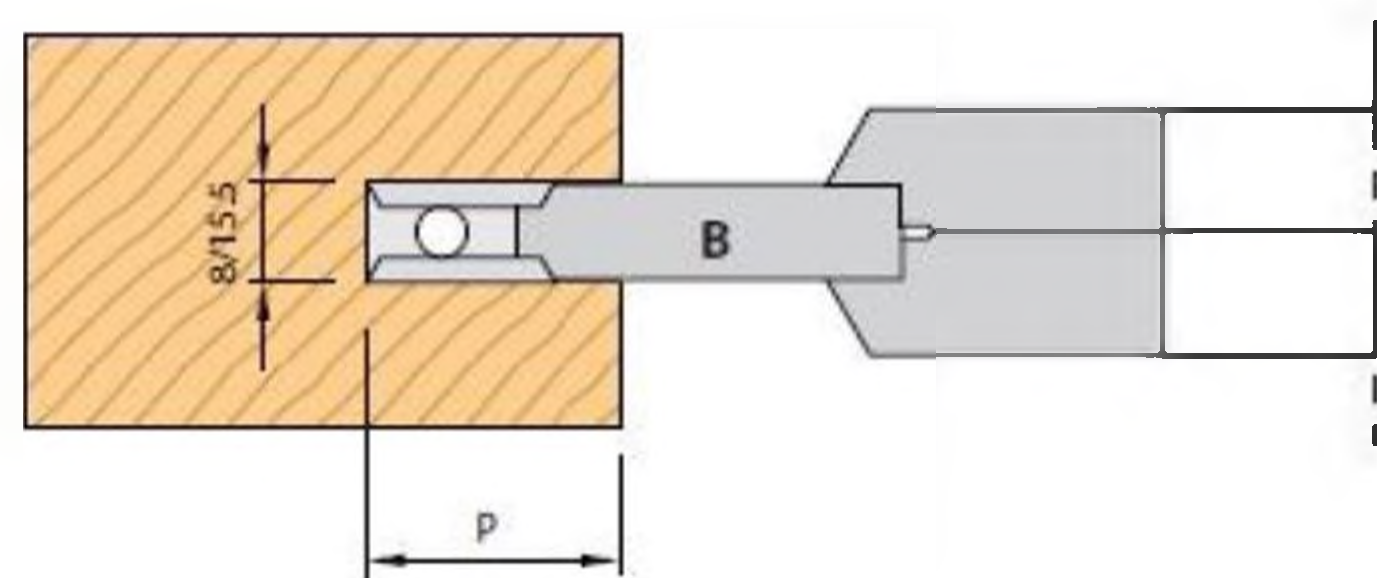
**TESTA PER INCASTRI REGOLABILI
CON ANELLI**

Adjustable cutterhead with ring

Art.T923C



D140 Rpm 5500/9500
D160 Rpm 5000/9000
D200 Rpm 4300/7400
D250 Rpm 4000/6000



CODICE	D mm	B mm	d mm	Z	P mm
T923C10	140	8/15,5	30	4+4	25
T923C11	140	8/15,5	35	4+4	25
T923C12	140	8/15,5	40	4+4	25
T923C13	140	8/15,5	50	4+4	25
T923C14	160	8/15,5	30	4+4	35
T923C15	160	8/15,5	35	4+4	35
T923C16	160	8/15,5	40	4+4	35
T923C17	160	8/15,5	50	4+4	35
T923C18	200	8/15,5	30	4+4	50
T923C19	200	8/15,5	35	4+4	50
T923C20	200	8/15,5	40	4+4	50
T923C21	200	8/15,5	50	4+4	50
T923C22	250	8/15,5	30	4+4	55
T923C23	250	8/15,5	35	4+4	55
T923C24	250	8/15,5	40	4+4	55
T923C25	250	8/15,5	50	4+4	55

PARTI DI RICAMBIO Spare parts	DIMENSIONI
COLTELLO	7,6 x 12 x 1,5
RASANTE	14x14x2
CUNEO	7
VITE	M5x7
VITE	M6x16
CHIAVE	T3

- D = diametro totale
- d = diametro foro
- Z = tagliente
- S = spessore

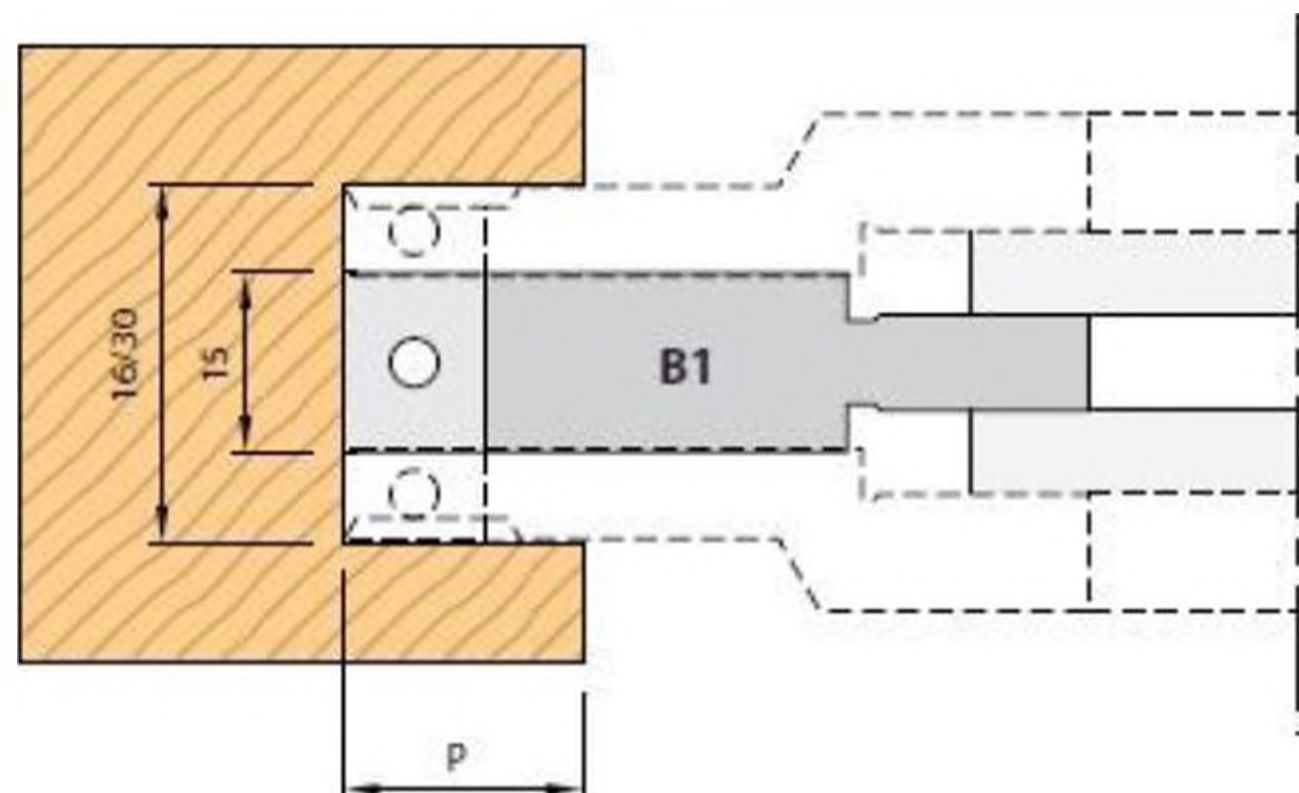
**TESTA PER INCASTRI REGOLABILI
CON ANELLI**

Adjustable cutterhead with ring

Art.T923C



D140 Rpm 5500/9500
D160 Rpm 5000/9000
D200 Rpm 4300/7400
D250 Rpm 4000/6000



CODICE	D mm	B1 mm	d mm	Z	P mm
T923C26	140	15	30	2	25
T923C27	140	15	35	2	25
T923C28	140	15	40	2	25
T923C29	140	15	50	2	25
T923C30	160	15	30	2	35
T923C31	160	15	35	2	35
T923C32	160	15	40	2	35
T923C33	160	15	50	2	35
T923C34	200	15	30	2	50
T923C35	200	15	35	2	50
T923C36	200	15	40	2	50
T923C37	200	15	50	2	50
T923C38	250	15	30	2	55
T923C39	250	15	35	2	55
T923C40	250	15	40	2	55
T923C41	250	15	50	2	55

PARTI DI RICAMBIO Spare parts	DIMENSIONI
COLTELLO	15 x 12 x 1,5
CUNEO	14
VITE	M8x16
CHIAVE	T4

- D = diametro totale
- d = diametro foro
- Z = tagliente
- S = spessore

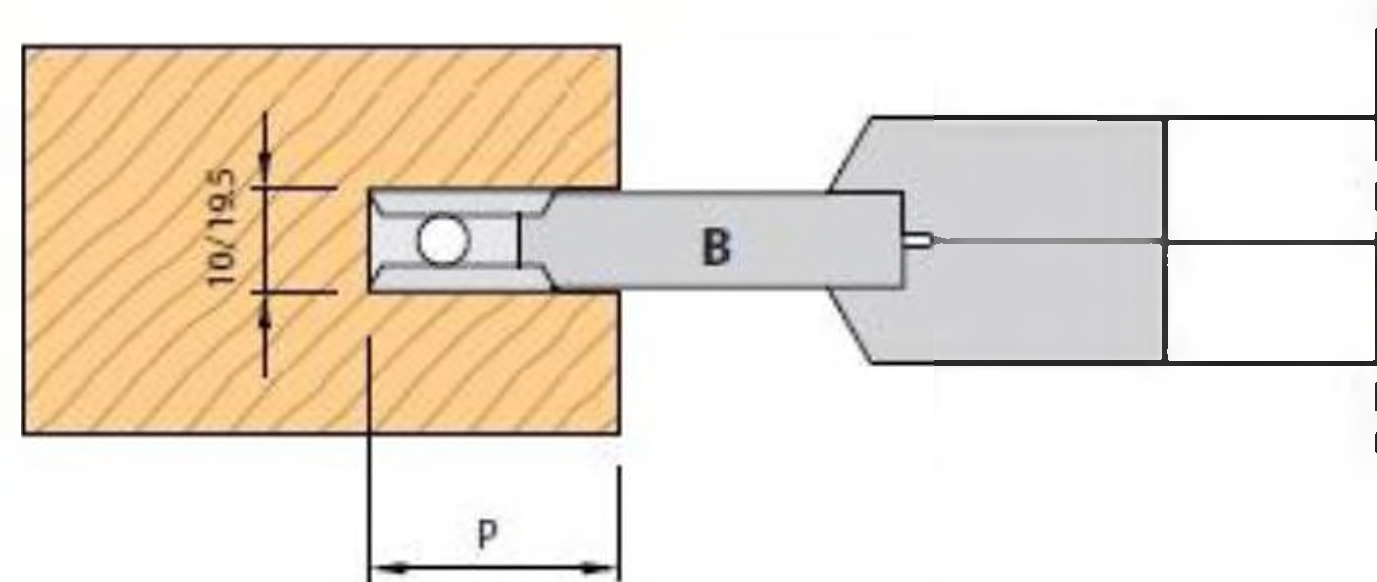
**TESTA PER INCASTRI REGOLABILI
CON ANELLI**

Adjustable cutterhead with ring

Art.T923D



D140 Rpm 5500/9500
D160 Rpm 5000/9000
D200 Rpm 4000/6000
D250 Rpm 3100/5300



CODICE	D mm	B mm	d mm	Z	P mm
T923D10	140	10/19,5	30	4+4	25
T923D11	140	10/19,5	35	4+4	25
T923D12	140	10/19,5	40	4+4	25
T923D13	140	10/19,5	50	4+4	25
T923D14	160	10/19,5	30	4+4	35
T923D15	160	10/19,5	35	4+4	35
T923D16	160	10/19,5	40	4+4	35
T923D17	160	10/19,5	50	4+4	35
T923D18	200	10/19,5	30	4+4	55
T923D19	200	10/19,5	35	4+4	55
T923D20	200	10/19,5	40	4+4	55
T923D21	200	10/19,5	50	4+4	55
T923D22	250	10/19,5	30	4+4	55
T923D23	250	10/19,5	35	4+4	55
T923D24	250	10/19,5	40	4+4	55
T923D25	250	10/19,5	50	4+4	55

PARTI DI RICAMBIO Spare parts	DIMENSIONI
COLTELLO	9,6 x 12 x 1,5
RASANTE	14x14x2
CUNEO	9
VITE	M5x7
VITE	M6x16
CHIAVE	T3

- D = diametro totale
- d = diametro foro
- Z = tagliente
- S = spessore

**TESTA PER INCASTRI REGOLABILI
CON ANELLI**

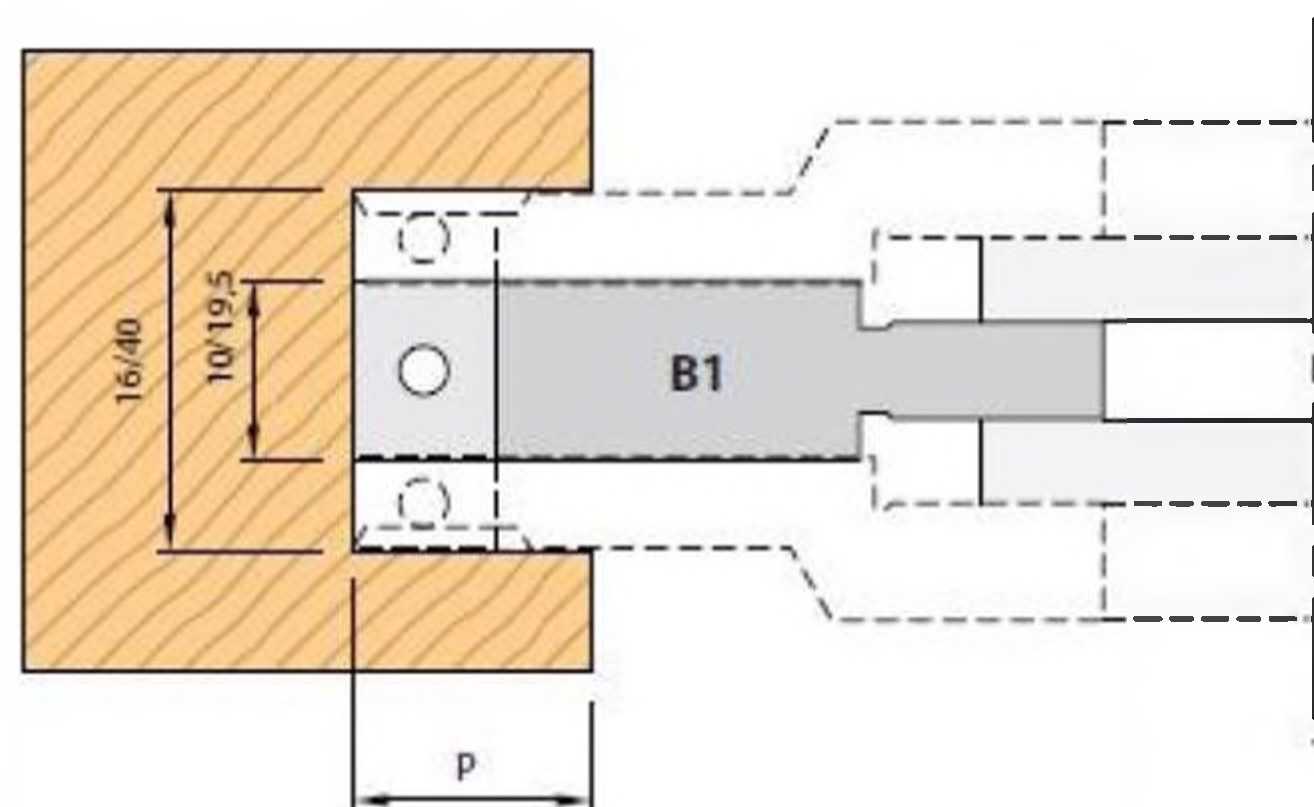
Adjustable cutterhead with ring

Art.T923D



D140 Rpm 5500/9500
D160 Rpm 5000/9000
D200 Rpm 4000/6000
D250 Rpm 3100/5300

CODICE	D mm	B1 mm	d mm	Z	P mm
923D26	140	20	30	2	25
923D27	140	20	35	2	25
923D28	140	20	40	2	25
923D29	140	20	50	2	25
923D30	160	20	30	2	35
923D31	160	20	35	2	35
923D32	160	20	40	2	35
923D33	160	20	50	2	35
923D34	200	20	30	2	55
923D35	200	20	35	2	55
923D36	200	20	40	2	55
923D37	200	20	50	2	55
923D38	250	20	30	2	55
923D39	250	20	35	2	55
923D40	250	20	40	2	55
923D41	250	20	50	2	55



PARTI DI RICAMBIO	DIMENSIONI
Spare parts	
COLTELLO	20 x 12 x 1,5
CUNEO	19
VITE	M8x16
CHIAVE	T4

- D = diametro totale
- d = diametro foro
- Z = tagliente
- S = spessore

**TESTA PER INCASTRI REGOLABILI
CON ANELLI**

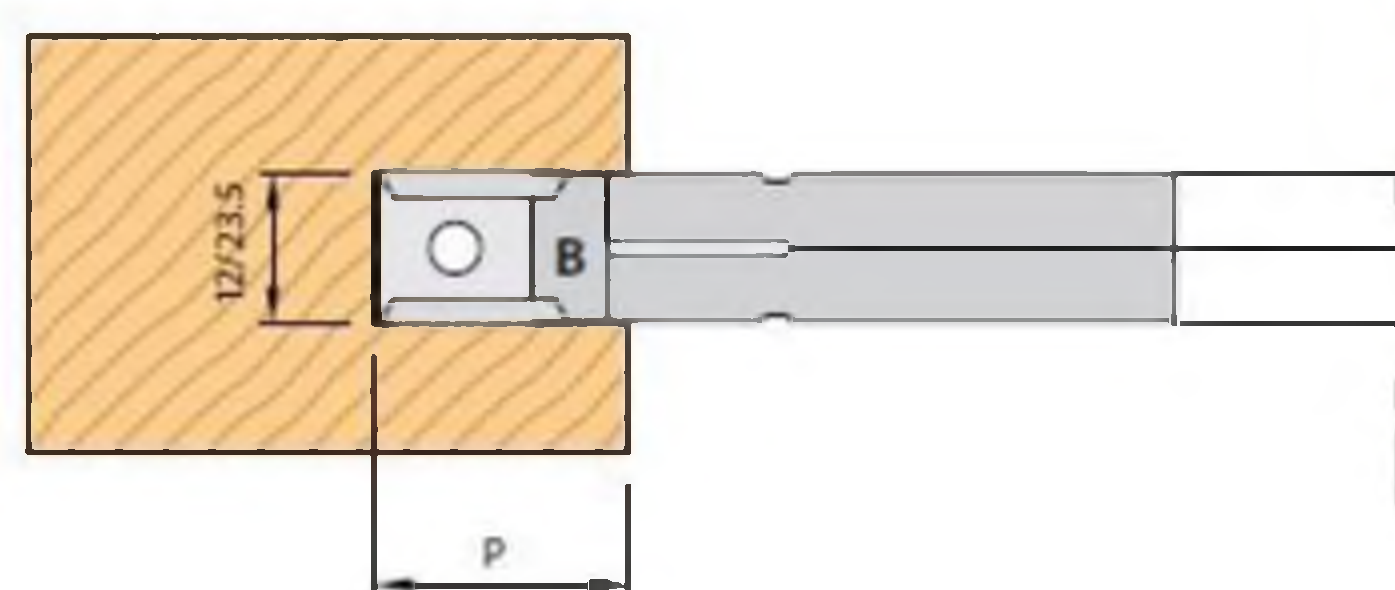
Adjustable cutterhead with ring

Art.T923E



D140 Rpm 5500/9500
D160 Rpm 5000/9000
D200 Rpm 4000/6000
D250 Rpm 3100/6300

CODICE	D mm	B mm	d mm	Z	P mm
T923E10	140	12,3/24	30	4+4	40
T923E11	140	12,3/24	35	4+4	40
T923E12	140	12,3/24	40	4+4	40
T923E13	140	12,3/24	50	4+4	40
T923E14	160	12,3/24	30	4+4	50
T923E15	160	12,3/24	35	4+4	50
T923E16	160	12,3/24	40	4+4	50
T923E17	160	12,3/24	50	4+4	50
T923E18	200	12,3/24	30	4+4	50
T923E19	200	12,3/24	35	4+4	50
T923E20	200	12,3/24	40	4+4	50
T923E21	200	12,3/24	50	4+4	50
T923E22	250	12,3/24	30	4+4	60
T923E23	250	12,3/24	35	4+4	60
T923E24	250	12,3/24	40	4+4	60
T923E25	250	12,3/24	50	4+4	60



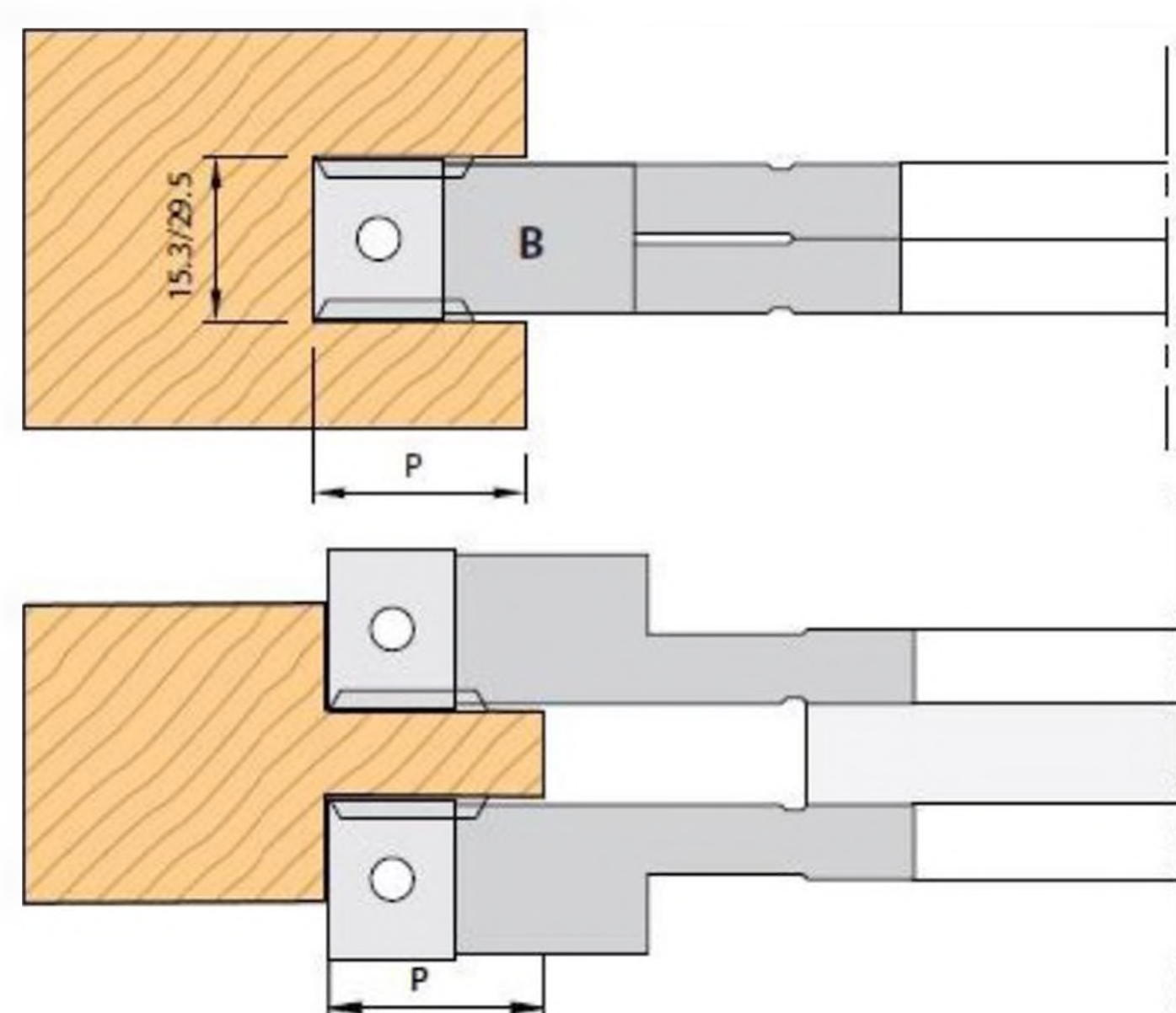
PARTI DI RICAMBIO Spare parts	DIMENSIONI
COLTELLO	12x12x1,5
RASANTE	14x14x2
CUNEO	11
VITE	M8x16
VITE	M5x7
CHIAVE	T3
CHIAVE	T4

- D = diametro totale
- d = diametro foro
- Z = tagliente
- S = spessore



D140 Rpm 5500/9500
D160 Rpm 5000/9000
D200 Rpm 4000/6000
D250 Rpm 3100/5300
D300 Rpm 2700/4600

CODICE	D mm	B mm	d mm	Z	P mm
T923F10	140	15/29,5	30	4+4	40
T923F11	140	15/29,5	35	4+4	40
T923F12	140	15/29,5	40	4+4	40
T923F13	140	15/29,5	50	4+4	40
T923F14	160	15/29,5	30	4+4	50
T923F15	160	15/29,5	35	4+4	50
T923F16	160	15/29,5	40	4+4	50
T923F17	160	15/29,5	50	4+4	50
T923F18	200	15/29,5	30	4+4	70
T923F19	200	15/29,5	35	4+4	70
T923F20	200	15/29,5	40	4+4	70
T923F21	200	15/29,5	50	4+4	70
T923F22	250	15/29,5	30	4+4	95
T923F23	250	15/29,5	35	4+4	95
T923F24	250	15/29,5	40	4+4	95
T923F25	250	15/29,5	50	4+4	95
T923F26	300	15/29,5	30	8+8	120
T923F27	300	15/29,5	35	8+8	120
T923F28	300	15/29,5	40	8+8	120
T923F29	300	15/29,5	50	8+8	120



PARTI DI RICAMBIO Spare parts	DIMENSIONI
COLTELLO	15x12x1,5
RASANTE	14x14x2
VITE	M5x7
VITE	M8x16
CHIAVE	T3
CHIAVE	T4

- D = diametro totale
- d = diametro foro
- Z = tagliente
- S = spessore

**TESTA PER INCASTRI REGOLABILI
CON ANELLI**

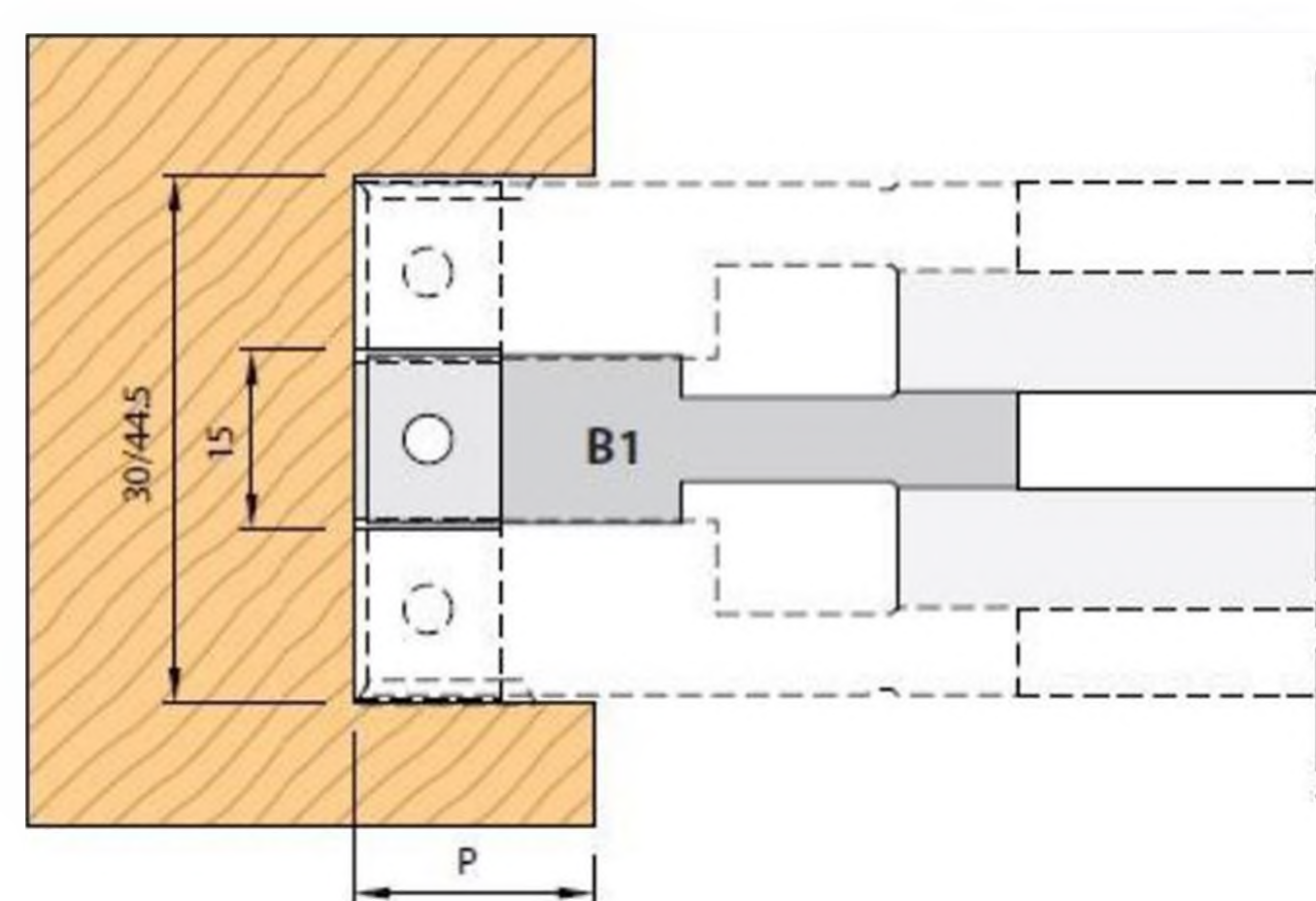
Adjustable cutterhead with ring

Art.T923F



D140 Rpm 5500/9500
D160 Rpm 5000/9000
D200 Rpm 4000/6000
D250 Rpm 3100/5300
D300 Rpm 2700/4600

CODICE	D mm	B1 mm	d mm	Z	P mm
T923F30	140	15	30	2	40
T923F31	140	15	35	2	40
T923F32	140	15	40	2	40
T923F33	140	15	50	2	40
T923F34	160	15	30	2	50
T923F35	160	15	35	2	50
T923F36	160	15	40	2	50
T923F37	160	15	50	2	50
T923F38	200	15	30	2	70
T923F39	200	15	35	2	70
T923F40	200	15	40	2	70
T923F41	200	15	50	2	70
T923F42	250	15	30	2	95
T923F43	250	15	35	2	95
T923F44	250	15	40	2	95
T923F45	250	15	50	2	95
T923F46	300	15	30	2	120
T923F47	300	15	35	2	120
T923F48	300	15	40	2	120
T923F49	300	15	50	2	120



PARTI DI RICAMBIO Spare parts	DIMENSIONI
COLTELLO	15x12x1,5
CUNEO	14
VITE	M8x16
CHIAVE	T4

- D = diametro totale
- d = diametro foro
- Z = tagliente
- S = spessore

**TESTA PER INCASTRI REGOLABILI
CON ANELLI**

Adjustable cutterhead with ring

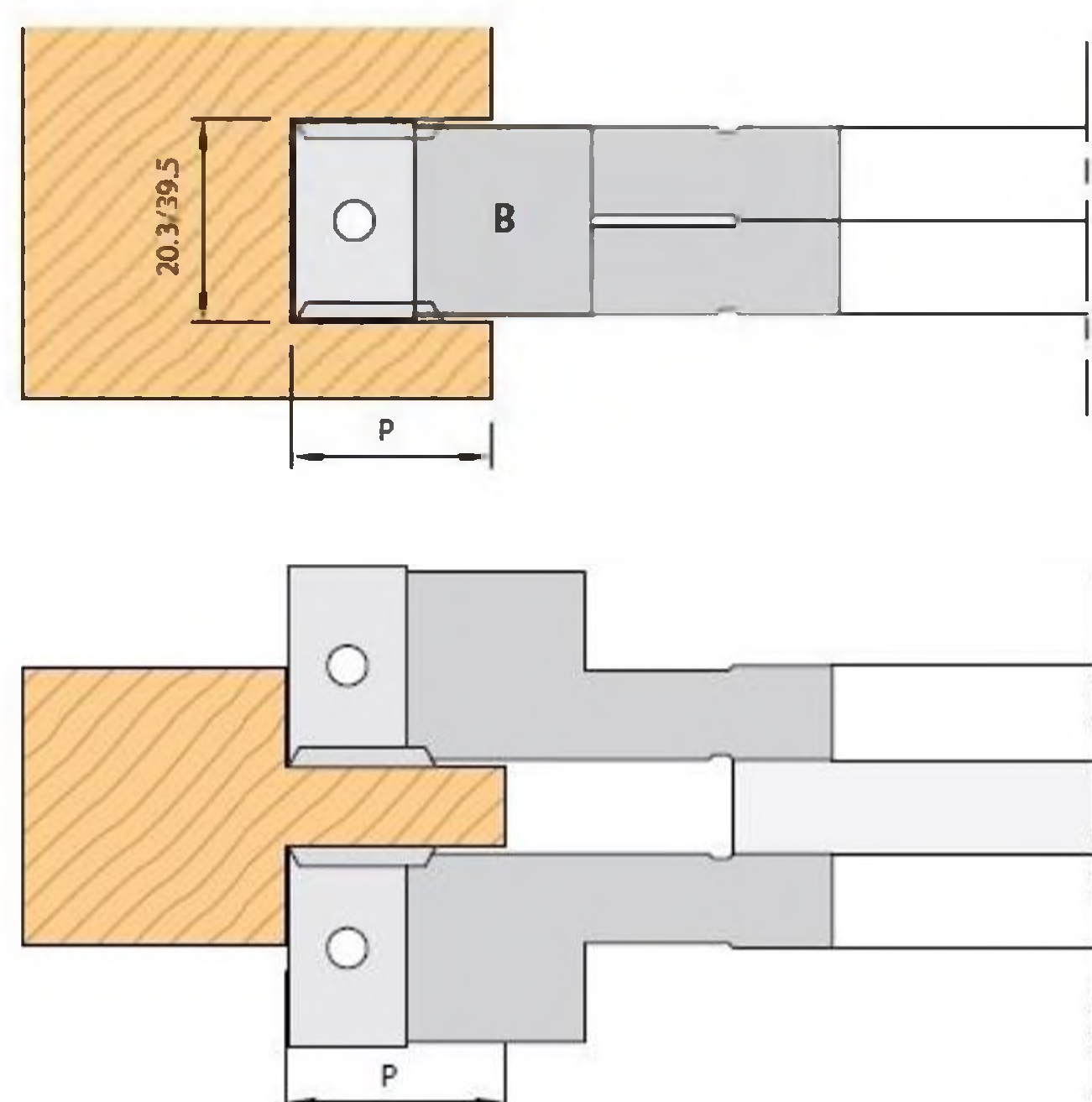
Art.T923G



AXIAL

D140 Rpm 5500/9500
D160 Rpm 5000/9000
D200 Rpm 4000/6000
D250 Rpm 3100/5300
D300 Rpm 2700/4600

CODICE	D mm	B mm	d mm	Z	P mm
T923G10	140	20/39,5	30	4+4	40
T923G11	140	20/39,5	35	4+4	40
T923G12	140	20/39,5	40	4+4	40
T923G13	140	20/39,5	50	4+4	40
T923G14	160	20/39,5	30	4+4	50
T923G15	160	20/39,5	35	4+4	50
T923G16	160	20/39,5	40	4+4	50
T923G17	160	20/39,5	50	4+4	50
T923G18	200	20/39,5	30	4+4	70
T923G19	200	20/39,5	35	4+4	70
T923G20	200	20/39,5	40	4+4	70
T923G21	200	20/39,5	50	4+4	70
T923G22	250	20/39,5	30	4+4	95
T923G23	250	20/39,5	35	4+4	95
T923G24	250	20/39,5	40	4+4	95
T923G25	250	20/39,5	50	4+4	95
T923G26	300	20/39,5	30	8+8	120
T923G27	300	20/39,5	35	8+8	120
T923G28	300	20/39,5	40	8+8	120
T923G29	300	20/39,5	50	8+8	120



PARTI DI RICAMBIO Spare parts	DIMENSIONI
COLTELLO	20x12x1,5
RASANTE	14x14x2
CUNEO	19
VITE	M5x7
VITE	M8x16
CHIAVE	T3
CHIAVE	T4

- D = diametro totale
- d = diametro foro
- Z = tagliente
- S = spessore

**TESTA PER INCASTRI REGOLABILI
CON ANELLI**

Adjustable cutterhead with ring

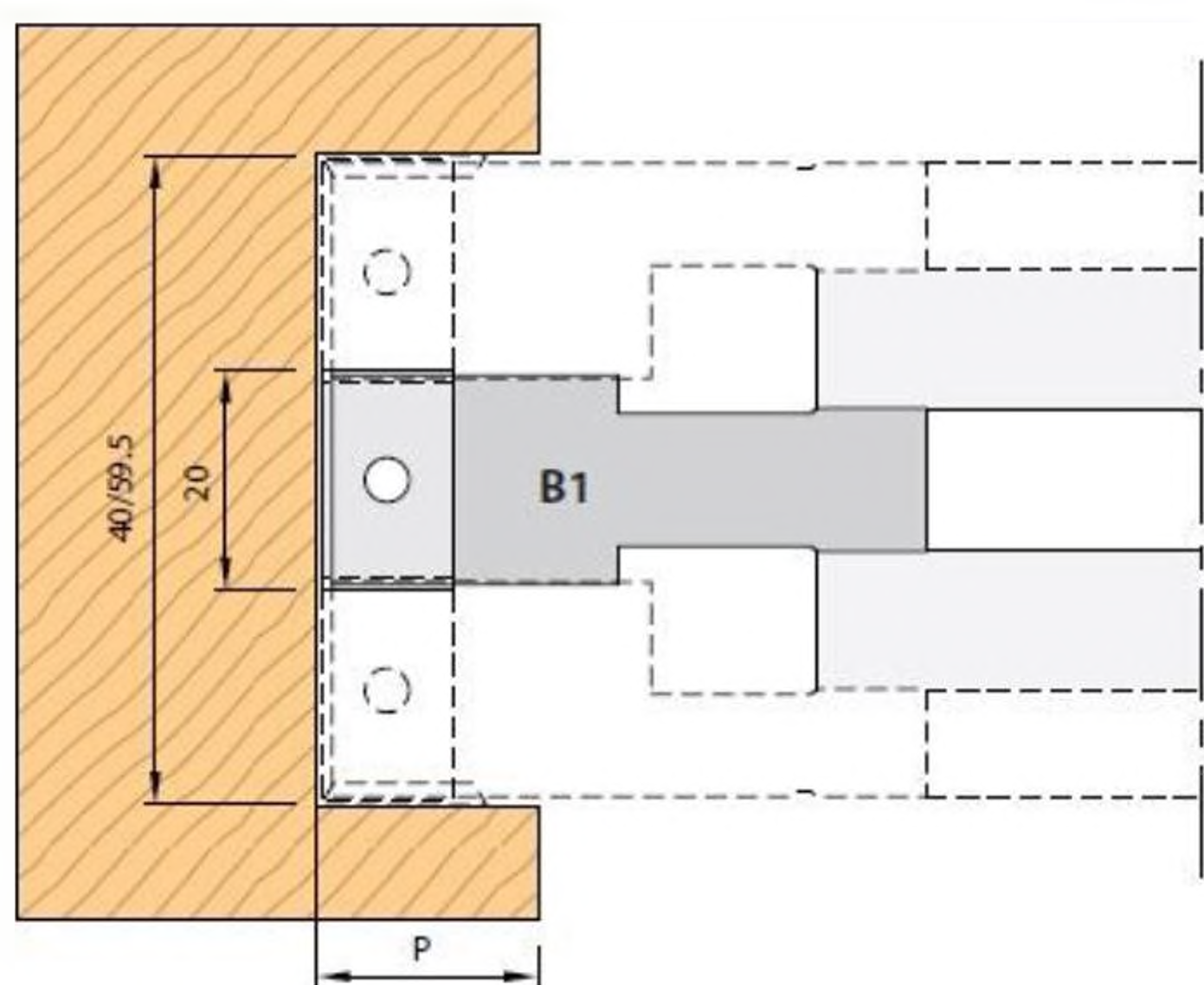
Art.T923G



AXIAL

D140 Rpm 5500/9500
D160 Rpm 5000/9000
D200 Rpm 4000/6000
D250 Rpm 3100/5300
D300 Rpm 2700/4600

CODICE	D mm	B1 mm	d mm	Z	P mm
T923G30	140	20	30	2	40
T923G31	140	20	35	2	40
T923G32	140	20	40	2	40
T923G33	140	20	50	2	40
T923G34	160	20	30	2	50
T923G35	160	20	35	2	50
T923G36	160	20	40	2	50
T923G37	160	20	50	2	50
T923G38	200	20	30	2	70
T923G39	200	20	35	2	70
T923G40	200	20	40	2	70
T923G41	200	20	50	2	70
T923G42	250	20	30	2	95
T923G43	250	20	35	2	95
T923G44	250	20	40	2	95
T923G45	250	20	50	2	95
T923G46	300	20	30	2	120
T923G47	300	20	35	2	120
T923G48	300	20	40	2	120
T923G49	300	20	50	2	120



PARTI DI RICAMBIO
Spare parts

DIMENSIONI

COLTELLO	20x12x1,5
CUNEO	19
VITE	M8x16
CHIAVE	T14

- D = diametro totale
- d = diametro foro
- Z = tagliente
- S = spessore

**TESTA PER INCASTRI REGOLABILI
CON ANELLI**

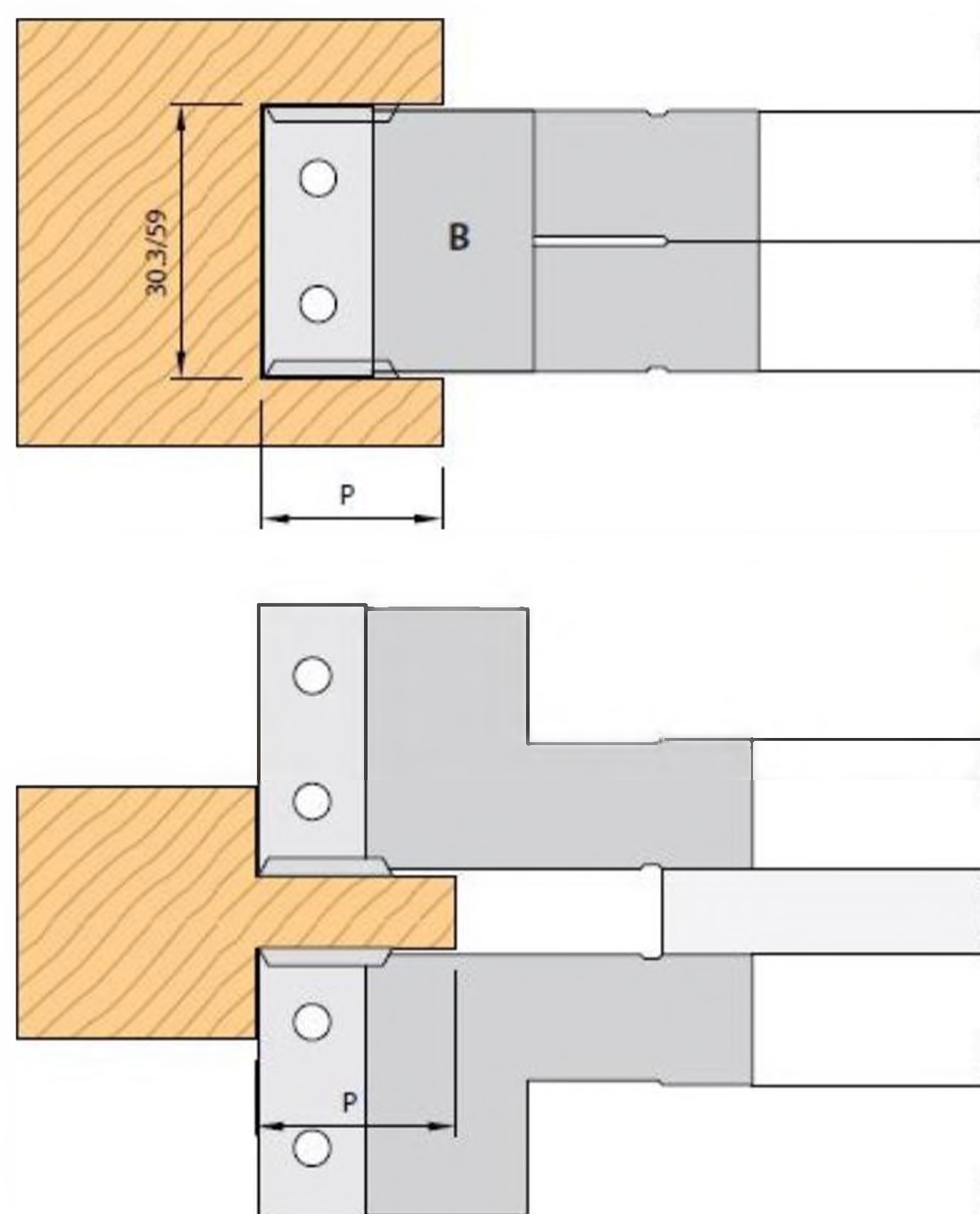
Adjustable cutterhead with ring

Art.T923H



AXIAL

D140 Rpm 5500/9500
D160 Rpm 5000/9000
D200 Rpm 4000/6000
D250 Rpm 3100/5300
D300 Rpm 2700/4600



CODICE	D mm	B mm	d mm	Z	P mm
T923H10	140	30/59,5	30	4+4	40
T923H11	140	30/59,5	35	4+4	40
T923H12	140	30/59,5	40	4+4	40
T923H13	140	30/59,5	50	4+4	40
T923H14	160	30/59,5	30	4+4	50
T923H15	160	30/59,5	35	4+4	50
T923H16	160	30/59,5	40	4+4	50
T923H17	160	30/59,5	50	4+4	50
T923H18	200	30/59,5	30	4+4	70
T923H19	200	30/59,5	35	4+4	70
T923H20	200	30/59,5	40	4+4	70
T923H21	200	30/59,5	50	4+4	70
T923H22	250	30/59,5	30	4+4	95
T923H23	250	30/59,5	35	4+4	95
T923H24	250	30/59,5	40	4+4	95
T923H25	250	30/59,5	50	4+4	95
T923H26	250	30/59,5	30	8+8	95
T923H27	250	30/59,5	35	8+8	95
T923H28	250	30/59,5	40	8+8	95
T923H29	250	30/59,5	50	8+8	95

PARTI DI RICAMBIO

Spare parts

DIMENSIONI

COLTELLO	30x12x1,5
RASANTE	14x14x2
CUNEO	29
VITE	M5x7
VITE	M8x16
CHIAVE	T3
CHIAVE	T4

- D = diametro totale
- d = diametro foro
- Z = tagliente
- S = spessore

**TESTA PER INCASTRI REGOLABILI
CON ANELLI**

Adjustable cutterhead with ring

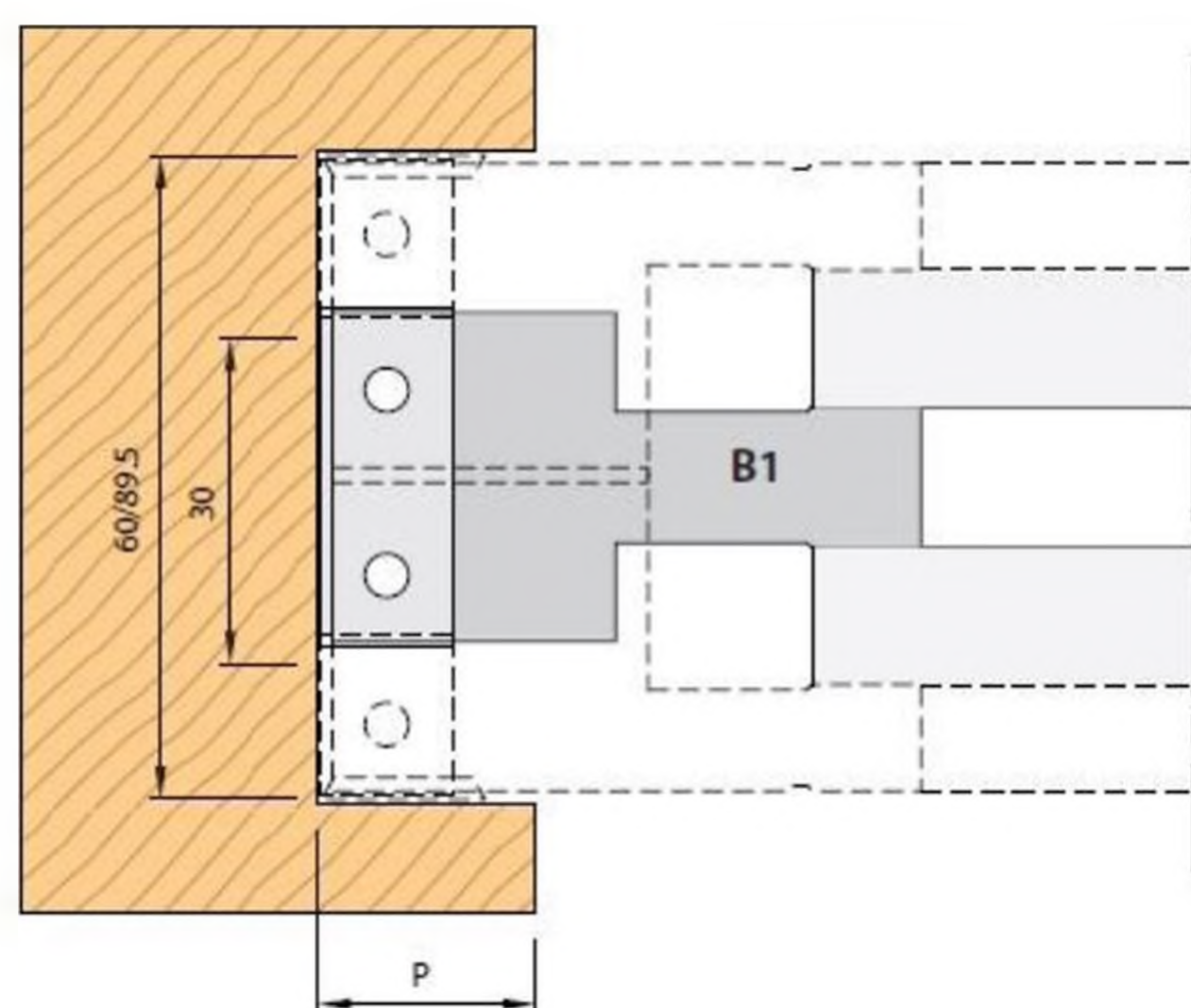
Art.T923H



AXIAL

D140 Rpm 5500/9500
D160 Rpm 5000/9000
D200 Rpm 4000/6000
D250 Rpm 3100/5300
D300 Rpm 2700/4600

CODICE	D mm	B1 mm	d mm	Z	P mm
T923H30	140	30	30	2	40
T923H31	140	30	35	2	40
T923H32	140	30	40	2	40
T923H33	140	30	50	2	40
T923H34	160	30	30	2	50
T923H35	160	30	35	2	50
T923H36	160	30	40	2	50
T923H37	160	30	50	2	50
T923H38	200	30	30	2	70
T923H39	200	30	35	2	70
T923H40	200	30	40	2	70
T923H41	200	30	50	2	70
T923H42	250	30	30	2	95
T923H43	250	30	35	2	95
T923H44	250	30	40	2	95
T923H45	250	30	50	2	95



PARTI DI RICAMBIO
Spare parts

PARTI DI RICAMBIO	DIMENSIONI
COLTELLO	30x12x1,5
CUNEO	29
VITE	M8x16
CHIAVE	T4

- D = diametro totale
- d = diametro foro
- Z = tagliente
- S = spessore

**TESTA PER INCASTRI REGOLABILI
CON ANELLI**

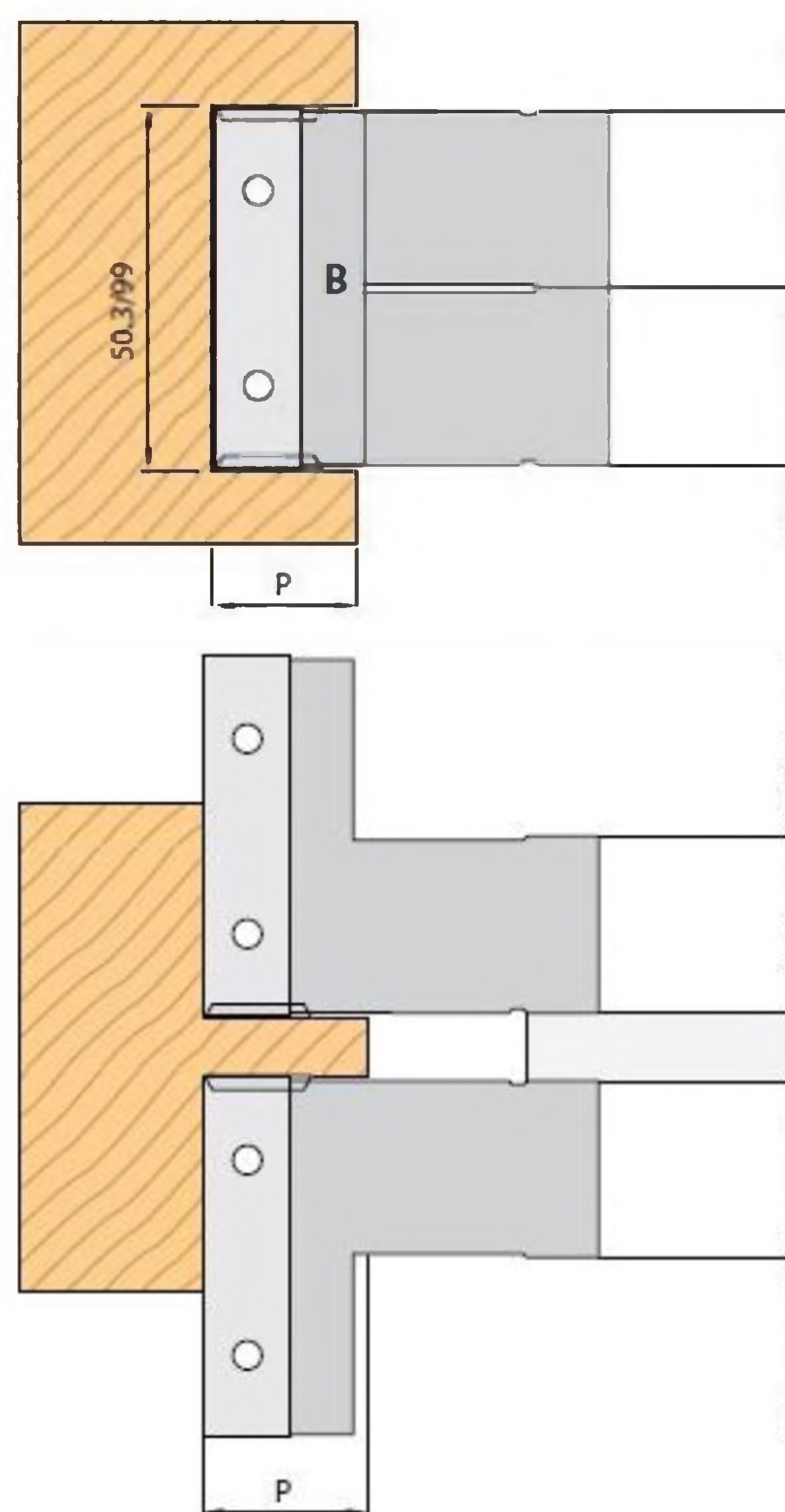
Adjustable cutterhead with ring

Art.T923I



CODICE	D mm	B mm	d mm	Z	P mm
T923I10	140	50/99,5	30	4+4	40
T923I11	140	50/99,5	35	4+4	40
T923I12	140	50/99,5	40	4+4	40
T923I13	140	50/99,5	50	4+4	40
T923I14	160	50/99,5	30	4+4	50
T923I15	160	50/99,5	35	4+4	50
T923I16	160	50/99,5	40	4+4	50
T923I17	160	50/99,5	50	4+4	50
T923I18	200	50/99,5	35	4+4	70
T923I19	200	50/99,5	40	4+4	70
T923I20	200	50/99,5	50	4+4	70

D140 Rpm 5500/9500
D160 Rpm 5000/9000
D200 Rpm 4000/6000
D250 Rpm 3100/5300
D300 Rpm 2700/4600



PARTI DI RICAMBIO Spare parts	DIMENSIONI
COLTELLO	50x12x1,5
RASANTE	14x14x2
CUNEO	49
VITE	M5x7
VITE	M8x16
CHIAVE	T3
CHIAVE	T4

- D = diametro totale
- d = diametro foro
- Z = tagliente
- S = spessore

**TESTA PER INCASTRI REGOLABILI
CON ANELLI**

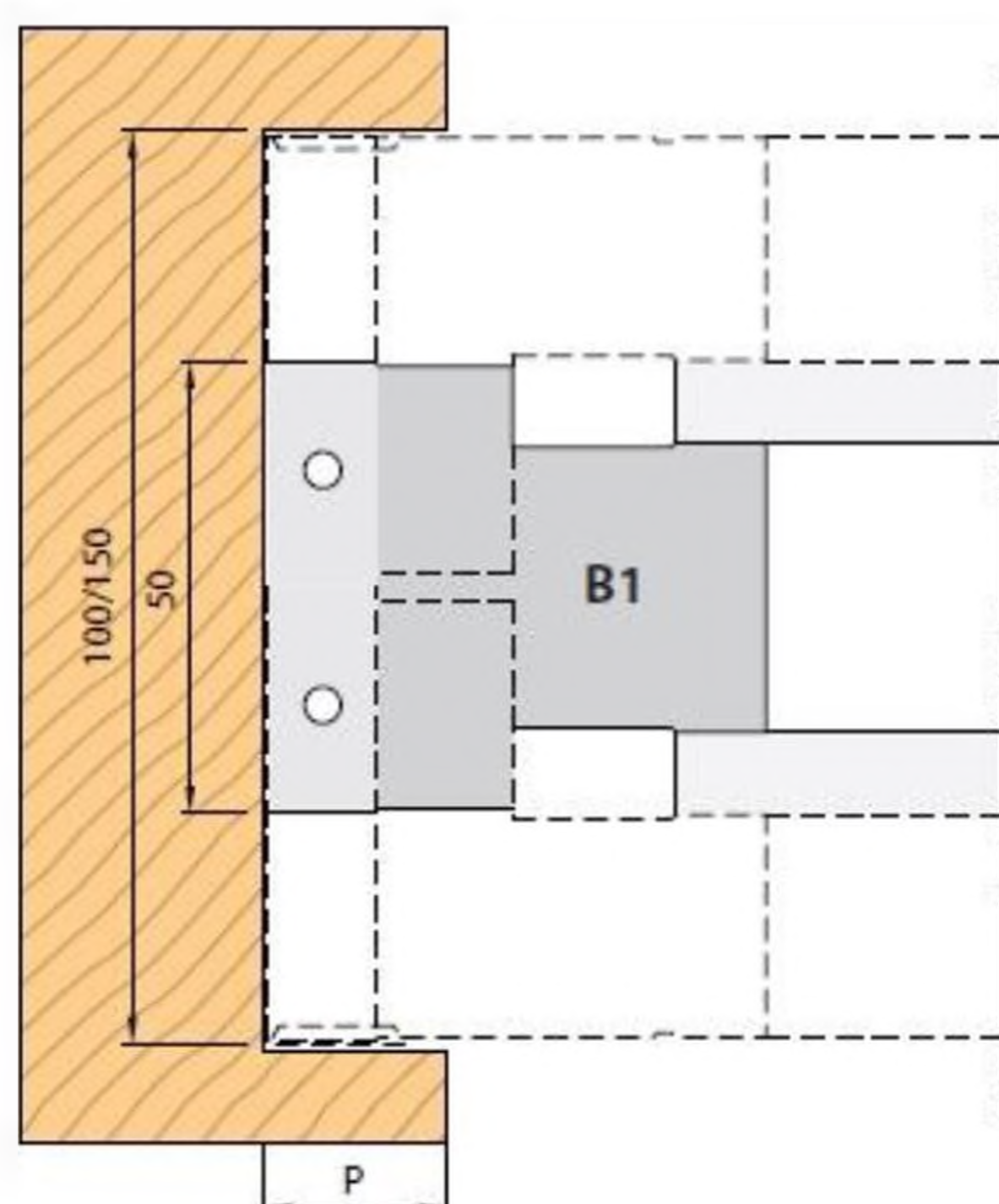
Adjustable cutterhead with ring

Art.T923I



CODICE	D mm	B1 mm	d mm	Z	P mm
T923I21	140	50	30	2	40
T923I22	140	50	35	2	40
T923I23	140	50	40	2	40
T923I24	140	50	50	2	40
T923I25	160	50	30	2	50
T923I26	160	50	35	2	50
T923I27	160	50	40	2	50
T923I28	160	50	50	2	50
T923I29	200	50	35	2	70
T923I30	200	50	40	2	70
T923I31	200	50	50	2	70

D140 Rpm 5500/9500
D160 Rpm 5000/9000
D200 Rpm 4000/6000
D250 Rpm 3100/5300
D300 Rpm 2700/4600



PARTI DI RICAMBIO

Spare parts

DIMENSIONI

COLTELLO	50x12x1,5
CUNEO	49
VITE	M8x16
CHIAVE	T4

- D = diametro totale
- d = diametro foro
- Z = tagliente
- S = spessore